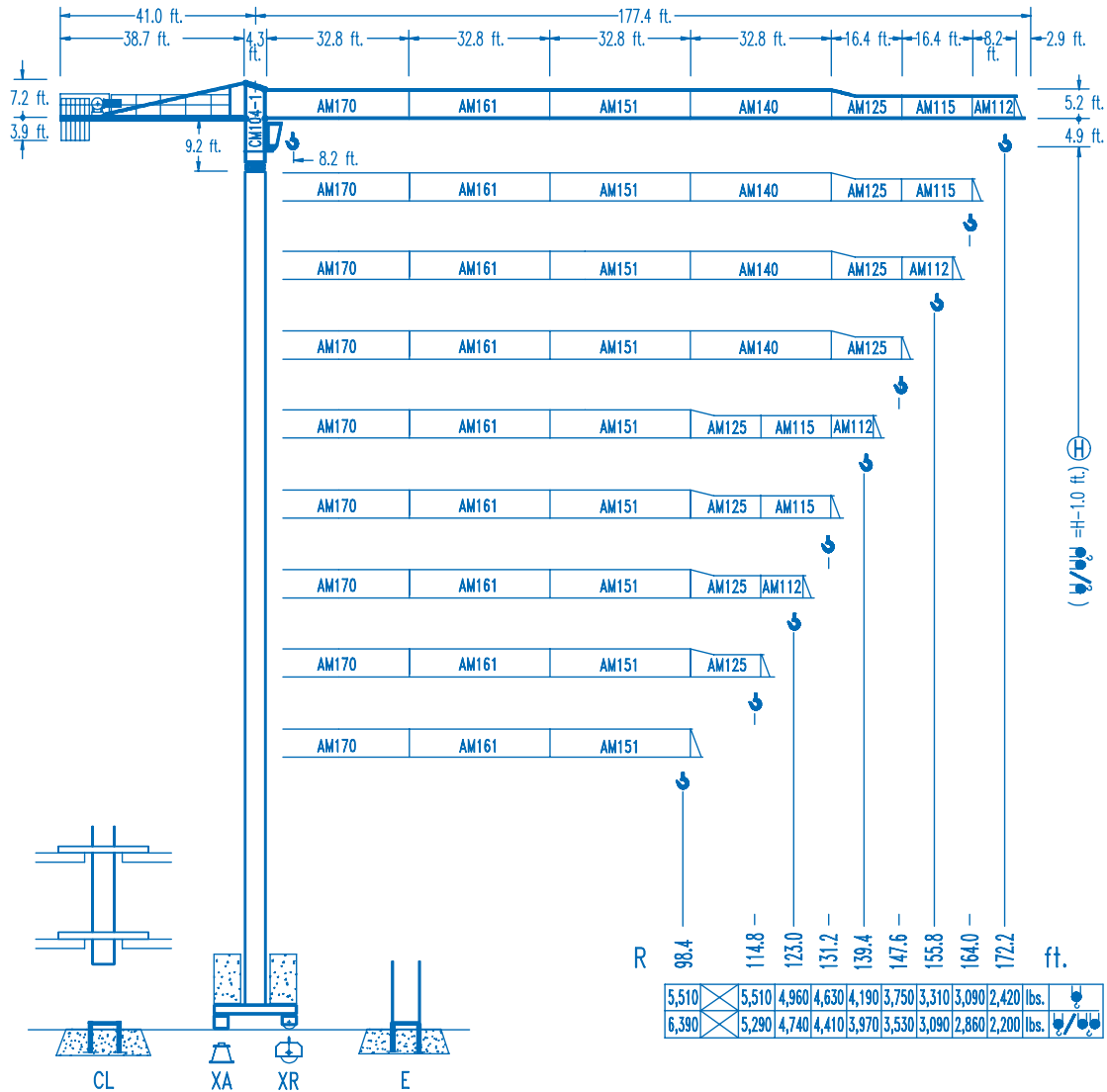




COMANSA

LC-5211

11,020 lbs.

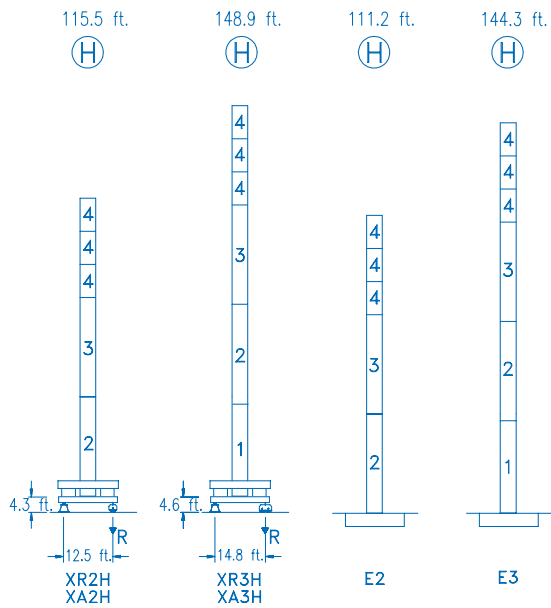


CE
DIN 15018 H1 B3

R	R(Cmax)	Cmax	65.6	82.0	98.4	114.8	123.0	131.2	139.4	147.6	155.8	164.0	172.2	ft.
172.2	87.9 ft.	5,510	5,510	5,510	4,830	4,010	3,700	3,420	3,170	2,950	2,750	2,580	2,420	lbs.
	46.6 ft.	11,020	7,450	5,730	4,580	3,790	3,480	3,200	2,950	2,730	2,530	2,360	2,200	
164.0	101.0 ft.	5,510	5,510	5,510	5,510	4,740	4,360	4,060	3,770	3,500	3,280	3,090	lbs.	
	53.5 ft.	11,020	8,730	6,740	5,540	4,520	4,140	3,830	3,550	3,280	3,060	2,860		
155.8	101.4 ft.	5,510	5,510	5,510	5,510	4,760	4,390	4,080	3,790	3,530	3,310	lbs.		
	53.5 ft.	11,020	8,770	6,790	5,470	4,540	4,170	3,860	3,570	3,310	3,090			
147.6	106.3 ft.	5,510	5,510	5,510	5,510	5,050	4,650	4,320	4,010	3,750	lbs.			
	56.1 ft.	11,020	9,260	7,160	5,800	4,830	4,430	4,100	3,790	3,530				
139.4	110.2 ft.	5,510	5,510	5,510	5,510	5,240	4,850	4,500	4,190	lbs.				
	58.4 ft.	11,020	9,650	7,470	6,040	5,020	4,630	4,280	3,970					
131.2	112.8 ft.	5,510	5,510	5,510	5,510	5,400	4,980	4,630	lbs.					
	59.7 ft.	11,020	9,920	7,690	6,210	5,180	4,760	4,410						
123.0	112.2 ft.	5,510	5,510	5,510	5,510	5,380	4,960	lbs.						
	59.4 ft.	11,020	9,850	7,650	6,170	5,160	4,740							
114.8	114.8 ft.	5,510	5,510	5,510	5,510	5,510	lbs.							
	60.7 ft.	11,020	10,090	7,850	6,350	5,290								
98.4	98.4 ft.	5,510	5,510	5,510	5,510	lbs.								
	61.0 ft.	11,020	10,160	7,890	6,390									

DS.0546.01 12/05 Reserva de modificaciones.- Subject to modifications.- Modifications réservées.- Konstruktionsänderungen vorbehalten.

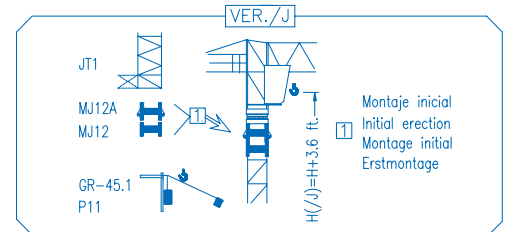
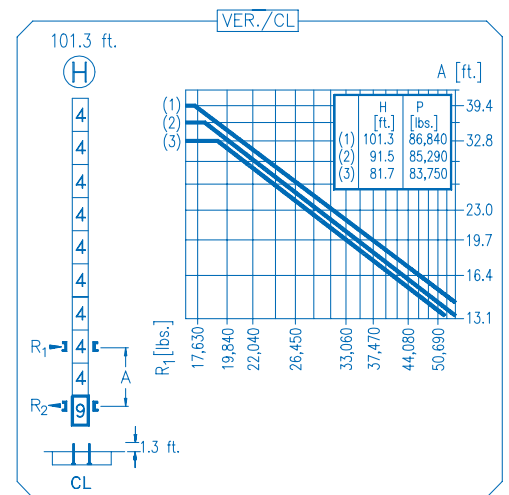




N	Ref.	h
1	MT123	33.1 ft.
2	MH124A	38.7 ft.
3	MH124-1	38.7 ft.
4	MH121	9.8 ft.
9	CL20	7.2 ft.

MH124=(4)MH121-0.6 ft.

- H=H+0.6 ft.
- H=H
- H=H
- H=H-0.6 ft.



R. máx.	En servicio In operation En service In Betrieb	XR2H 96,650 lbs.
		XR3H 144,620 lbs.

R. máx.	Fuera de servicio Out of service Hors service Ausser Betrieb	XR2H 89,730 lbs.
		XR3H 101,630 lbs.

CS2-1.9
3 hp.
66 ft./min
189 ft./min

CFU-2.2
3 hp.
0 ↻ 262 ft./min

GR-9.0
66 ft.lbs.
0 ↻ 0.8 rpm

TS2-4.5 | **TS2-5.5**
2x33 ft.lbs. | 2x40 ft.lbs.
0 ↻ 78 ft./min
XR2H | **XR3H**

ES3-18-12
29 hp.
820 ft.

	I	II	III
ft./min	32	126	252
lbs.	5,510	5,510	2,860
ft./min	16	63	126
lbs.	11,020	11,020	5,730

EFU2-18-12
24 hp.
820 ft.

Tensión de alimentación Operating voltage Tension de service Betriebsspannung	480 V 3 ph 60 Hz
--	---

Optional
Optional
En option
Kaufoption

COMANSA
Construcciones Metálicas COMANSA S. A.

Tel.: (34) 948 335 020
Fax: (34) 948 330 810
e-mail: info@comansa.com
www.comansa.com
Polígono Urbizkain
E-31620 HUARTE-PAMPLONA.- SPAIN

DS.0546.01	12/05	LC-5211	11,020 lbs.
-------------------	-------	----------------	--------------------

