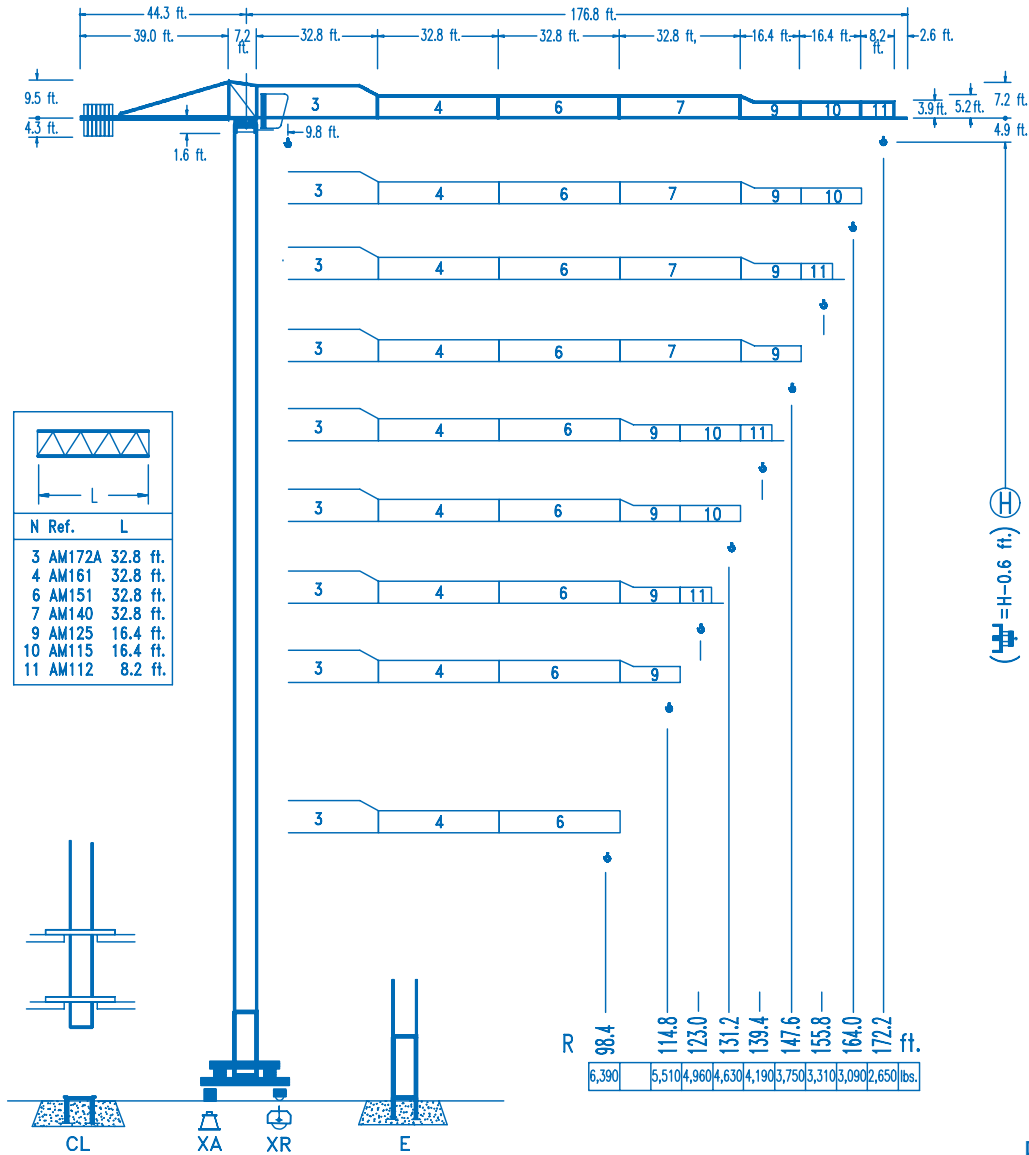


LINDEN COMANSA

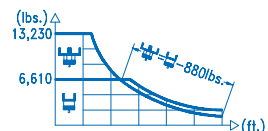
LINDEN 1100

11 LC 90

13,230 lbs.

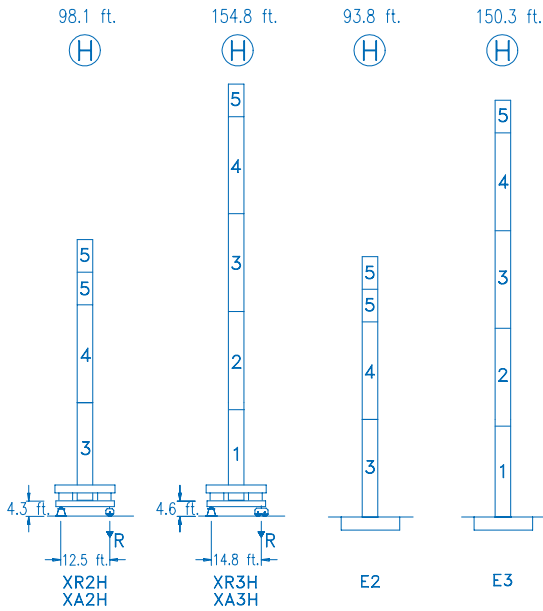


R	⊕											⊖																										
172.2	42.0	45.9	52.5	59.1	65.6	73.5	81.7	91.9	98.4	105.0	114.8	123.0	131.2	139.4	147.6	155.8	164.0	172.2	ft.	13,230	11,880	10,100	8,730	7,630	6,610	6,610	5,750	5,310	4,920	4,410	4,060	3,750	3,480	3,240	3,020	2,820	2,650	lbs.
164.0	44.9	45.9	52.5	59.1	65.6	78.4	87.3	91.9	98.4	105.0	114.8	123.0	131.2	139.4	147.6	155.8	164.0	ft.	13,230	12,830	10,930	9,460	8,290	6,610	6,610	6,240	5,750	5,340	4,810	4,410	4,080	3,790	3,530	3,280	3,090	lbs.		
155.8	44.9	45.9	52.5	59.1	65.6	78.4	87.6	91.9	98.4	105.0	114.8	123.0	131.2	139.4	147.6	155.8	ft.	13,230	12,850	10,930	9,480	8,310	6,610	6,610	6,260	5,780	5,360	4,810	4,430	4,100	3,790	3,550	3,310	lbs.				
147.6	46.9	52.5	59.1	65.6	72.2	82.0	91.5	98.4	105.0	114.8	123.0	131.2	139.4	147.6	ft.	13,230	11,530	9,990	8,770	7,780	6,610	6,610	6,080	5,640	5,070	4,670	4,320	4,010	3,750	lbs.								
139.4	48.2	52.5	59.1	65.6	72.2	84.6	94.8	98.4	105.0	114.8	123.0	131.2	139.4	ft.	13,230	11,950	10,360	9,100	8,090	6,610	6,610	6,330	5,860	5,290	4,870	4,500	4,190	lbs.										
131.2	49.2	52.5	59.1	65.6	72.2	82.0	86.3	96.8	105.0	114.8	123.0	131.2	ft.	13,230	12,240	10,630	9,350	8,290	7,050	6,610	6,610	6,020	5,420	5,000	4,630	lbs.												
123.0	48.9	52.5	59.1	65.6	72.2	82.0	85.6	96.1	105.0	114.8	123.0	ft.	13,230	12,130	10,520	9,260	8,220	6,990	6,610	6,610	5,970	5,380	4,960	lbs.														
114.8	49.9	52.5	59.1	65.6	72.2	82.0	87.3	98.1	105.0	114.8	ft.	13,230	12,390	10,760	9,460	8,400	7,140	6,610	6,610	6,130	5,510	lbs.																
98.4	48.2	52.5	59.1	65.6	72.2	84.6	95.5	98.4	ft.	13,230	11,970	10,380	9,130	8,090	6,610	6,610	6,390	lbs.																				



DS.0840.02 10/08 Reserva de modificaciones.- Subject to modifications.- Modifications réservées.- Konstruktionsänderungen vorbehalten.





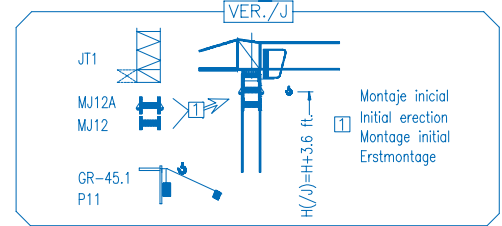
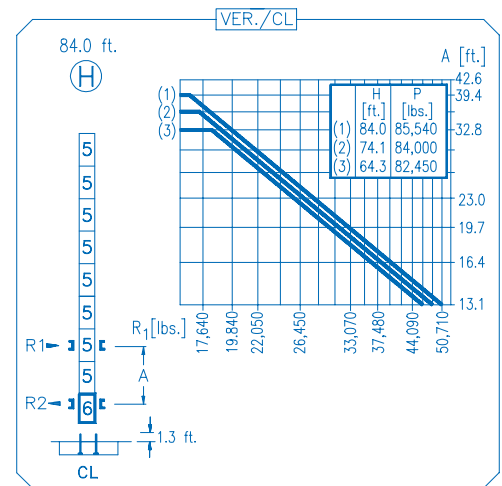
N	Ref.	h
1	MT123	33.1 ft.
2	MT123A	33.1 ft.
3	MH124	38.7 ft.
4	MH124-1	38.7 ft.
5	MH121	9.8 ft.
6	CL20	7.2 ft.

MH124-1=(4)MH121-0.6 ft.

- H=H+0.6 ft.
- H=H
- H=H
- H=H-0.6 ft.

R. máx.	En servicio	XR2H ... 90,390 lbs. XR3H . 116,840 lbs.
	In operation	
	En service	
	In Betrieb	

R. máx.	Fuera de servicio	XR2H ... 88,180 lbs. XR3H . 174,160 lbs.
	Out of service	
	Hors service	
	Ausser Betrieb	



CFU-4.0

5.4 hp.

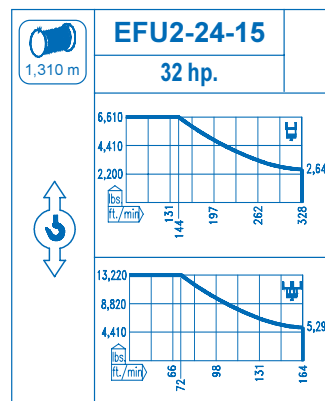
0 ⇄ 295 ft./min

GR-4.5

2x33 ft.lbs.

0 ⇄ 0.7 rpm

TS2-4.5	TS2-5.5
2x33 ft.lbs.	2x40 ft.lbs.
0 ⇄ 65 ft./min	
XR2H	XR3H



Tensión de alimentación	480 V
Operating voltage	3 ph
Tension de service	60 Hz
Betriebsspannung	

Optional	*
Optional	
En option	
Kaufoption	

LINDEN COMANSA
Construcciones Metálicas COMANSA S. A.

Tel.: (34) 948 335 020
Fax: (34) 948 330 810
e-mail: info@comansa.com
www.comansa.com
Polígono Urbizkain
E-31620 HUARTE-PAMPLONA.- SPAIN

DS.0840.02	10/08	11 LC 90 13,230 lbs.
-------------------	-------	-----------------------------

