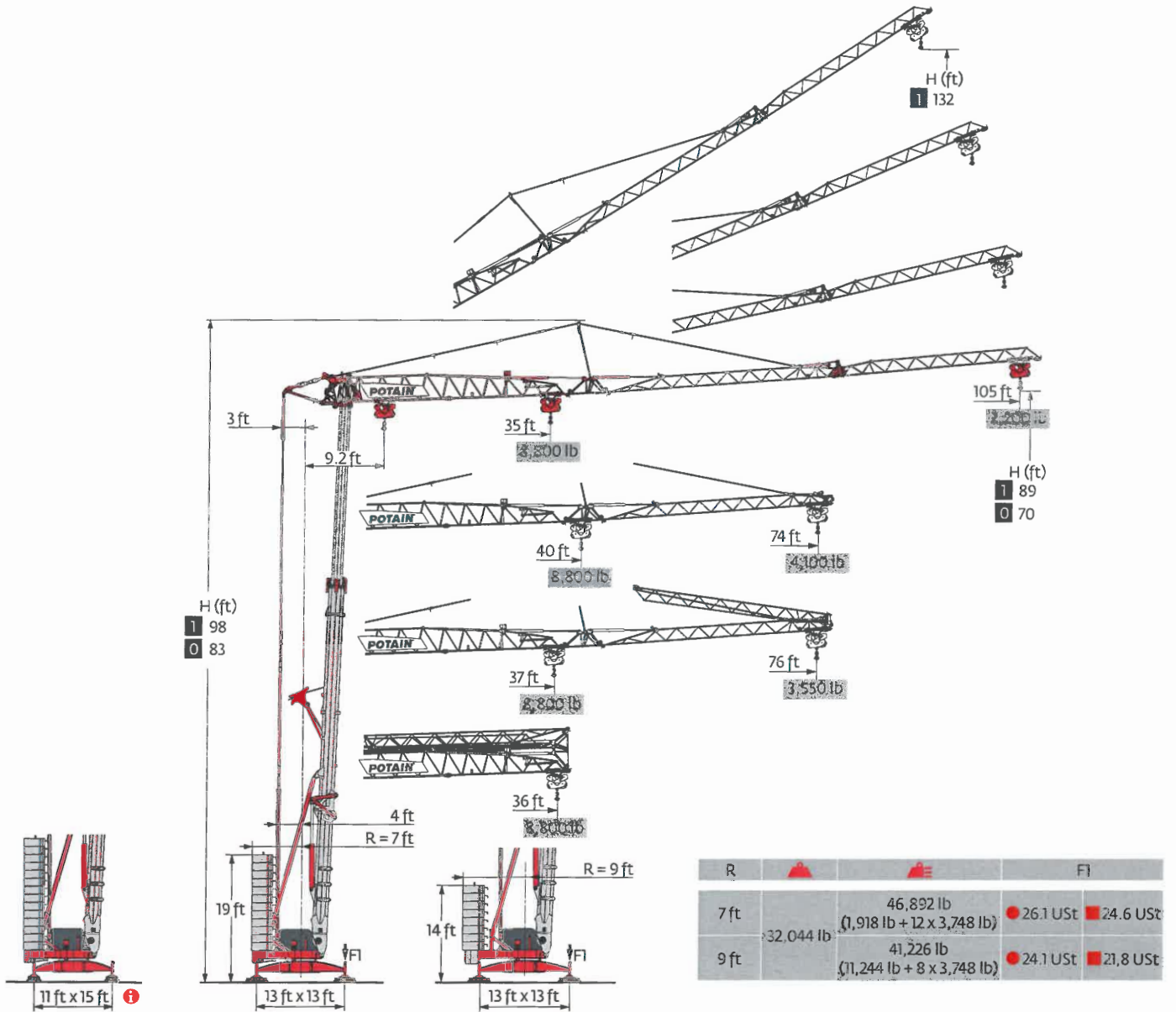


Hup 32-27

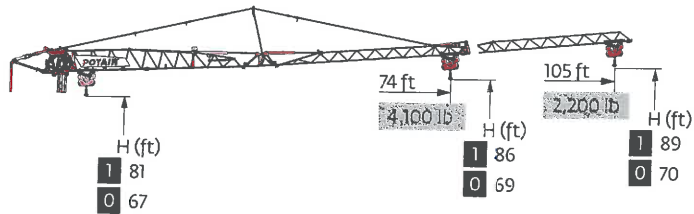
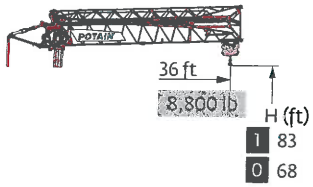


Smart Set-up Drive Control Power Control CraneSTAR® Diag Top Site Top Tracing 3

ASME B30.29

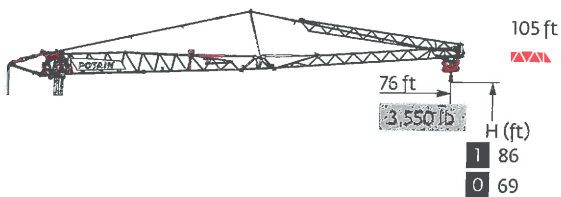
▲ For reference only. Values have been rounded. Operators manual should be consulted and adhered to.

Load curves

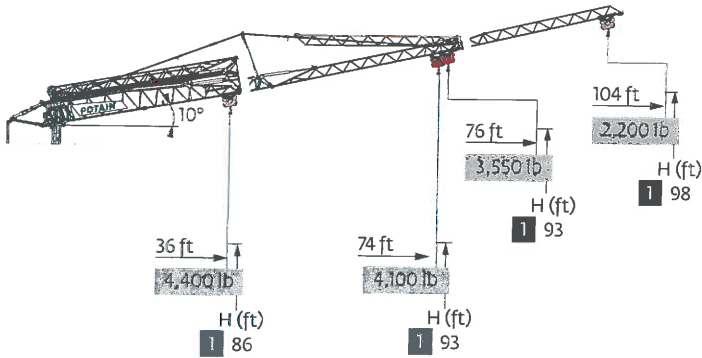


105 ft	9.2	▶	36	ft
▲▲▲	▲		8,800	lb
74 ft	9.2	▶	36	ft
▲▲▲	▲		8,800	lb

9.2	▶	35	36	39	43	46	49	52	56	59	62	66	72	82	89	98	105	ft
		8,800	8,550	7,650	6,900	6,300	5,800	5,350	4,950	4,600	4,300	4,050	3,600	3,050	2,750	2,400	2,200	lb
9.2	▶		40	43	46	49	52	56	59	62	66	74	ft					
			8,800	8,100	7,400	6,800	6,250	5,800	5,450	5,100	4,750	4,100	lb					

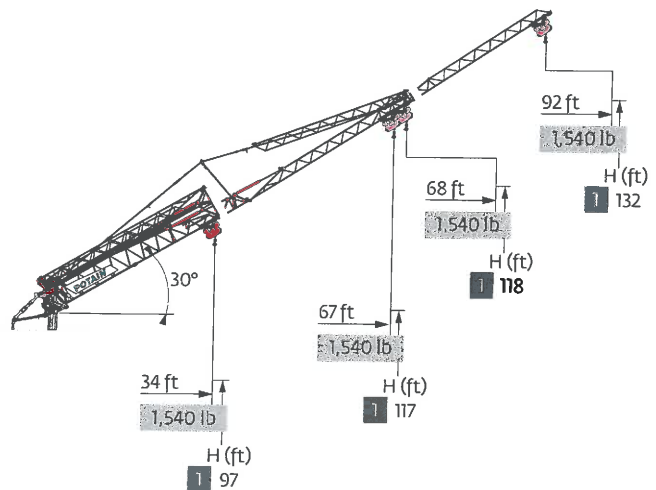
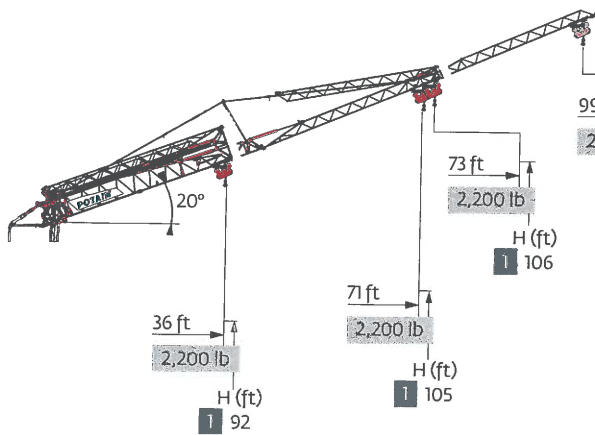


9.2	▶	37	39	43	46	49	52	56	59	62	66	72	76	ft
		8,800	8,050	7,300	6,650	6,100	5,650	5,250	4,850	4,550	4,250	3,800	3,550	lb



105 ft	9.2	▶	60	62	66	72	82	89	98	104	ft
▲▲▲	▲		4,400	4,250	4,000	3,550	3,000	2,700	2,350	2,200	lb
74 ft	9.2	▶		69	72	74	ft				
▲▲▲	▲			4,400	4,200	4,100	lb				





105 ft	9.2	▶	63	66	72	76	ft
▲▲▲	▲		4,400	4,250	3,750	3,550	lb
105-74 ft	9.2	▶	36	ft			
▲▲▲	▲		4,400	lb			






Hup 32-27

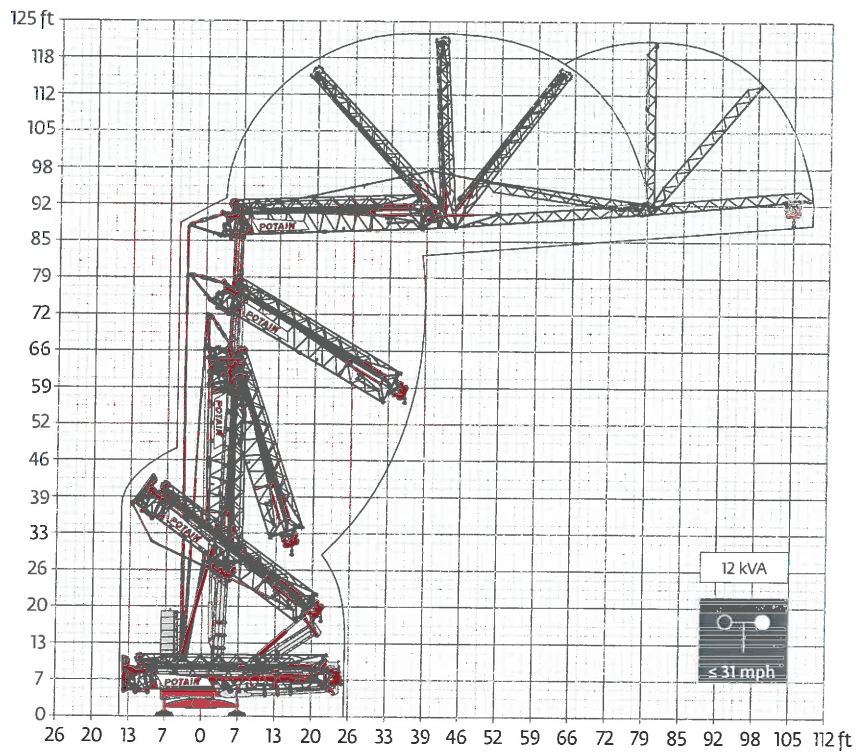
▲ For reference only. Operators manual should be consulted and adhered to.

Mechanisms

480 V - 60 Hz								hp	kW
	18 HPL 10	fpm	6	62	118	190	213	18	13
		lb	8,800	8,800	4,400	2,200	1,100		
	3 DVF 5	fpm	3 → 148 (0 → 2,200 lb) 3 → 135 (2,200 lb → 8,800 lb)					3	2.2
	HPS 141	rpm	0 → 0.9					5	3.7

 IEC 60204-32	 kVA	
480 V(+6% -10%) 60 Hz	19 → 13 kVA	

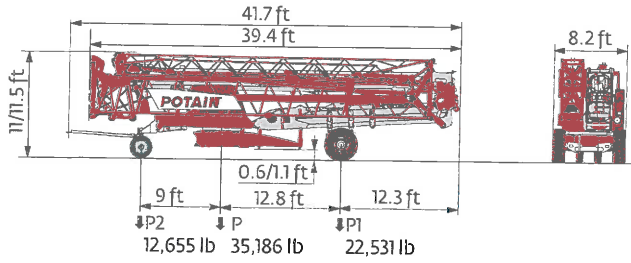
Erection



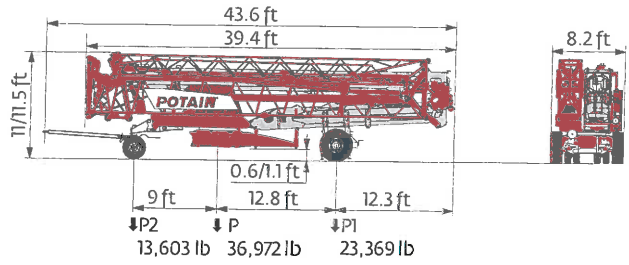
▲ For reference only. Operators manual should be consulted and adhered to.
 Hub 32-27

Transport

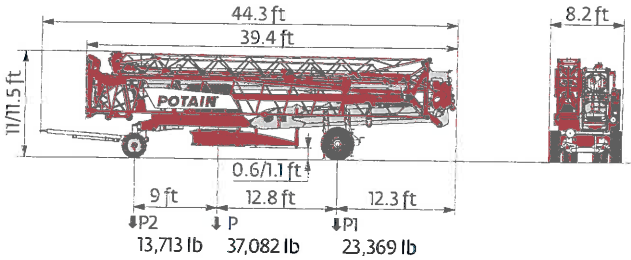
DS62/S120 - 6 mph



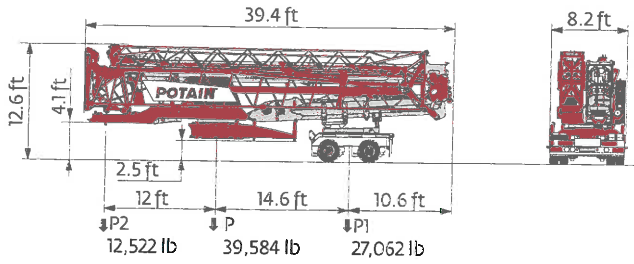
DJ105/S125 - 15.5 mph




DJ126M/S125 - 15.5 mph



North America Highway Axle




Container High Cube 40'



- R Rear slewing radius
- i Consult us
- Reactions in service
- Reactions out of service
- ▲ Weight without load, without ballast, without transport axes, with max. jib and standard height
- Total ballast weight
- Standard equipment
- Options
- Hoisting
- ▶ Trolleying
- Slewing
- kVA Required power

Power Control Function: winch speeds adapted to the available power

This commercial document is not legally binding. For any technical information, please refer to the corresponding instructions.



Hup 32-27



© 2016 The Manitowoc Company, Inc.
 For reference only. Operators manual should be consulted and adhered to.
 www.manitowoc.com
 Ref. 02D-ASME-Hup32-27-2016-01-2