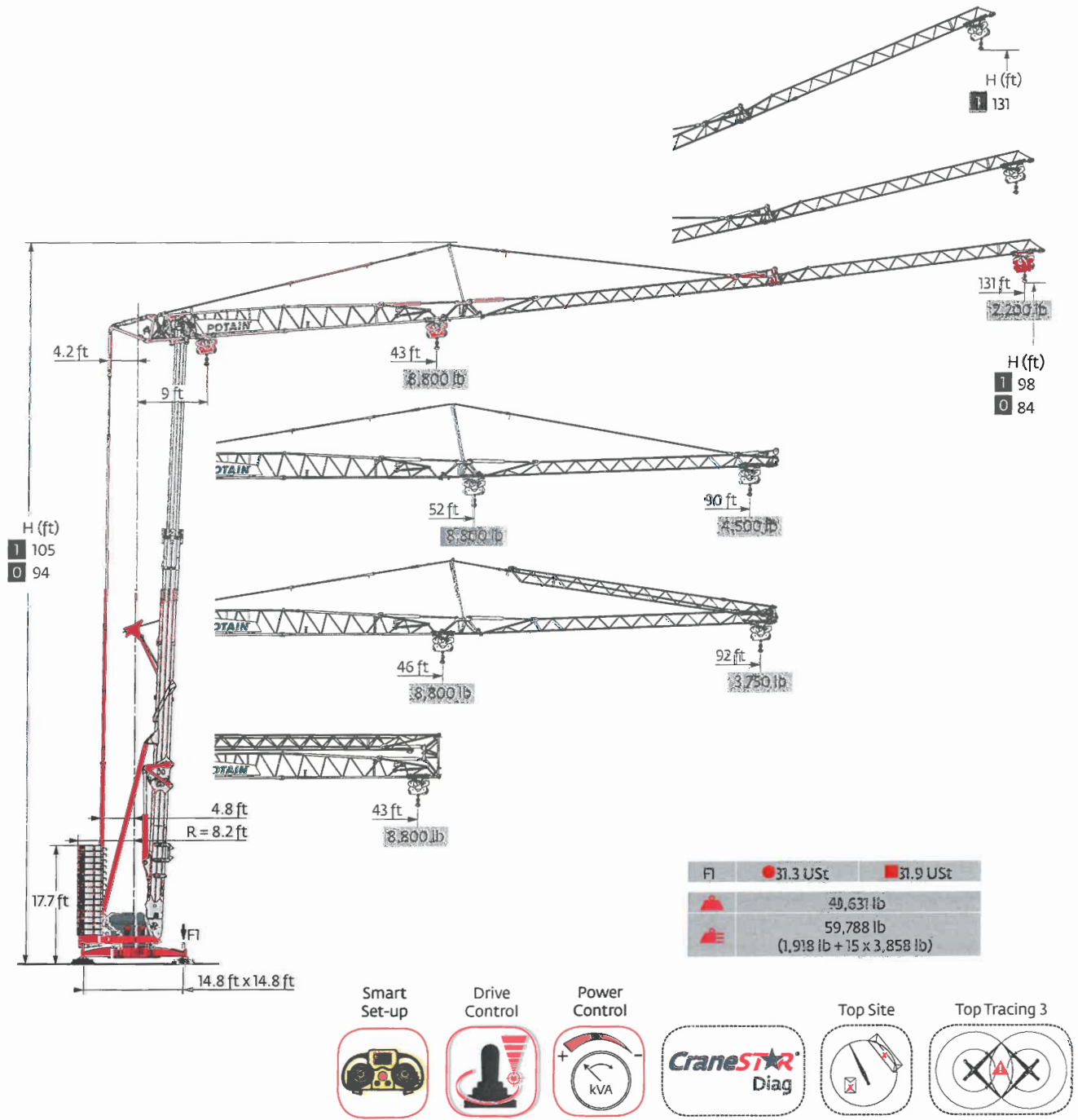


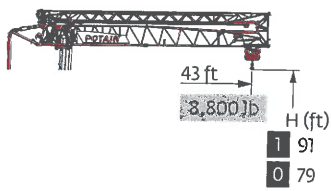
Hup 40-30



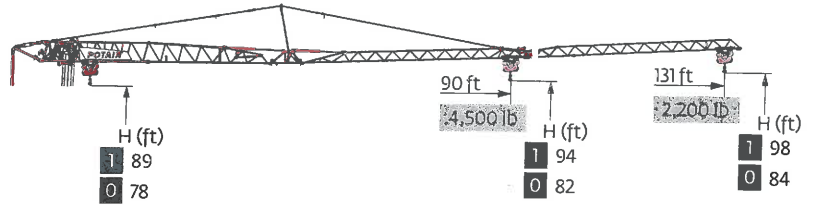
ASME B30.29

▲ For reference only. Values have been rounded. Operators manual should be consulted and adhered to.


Load curves



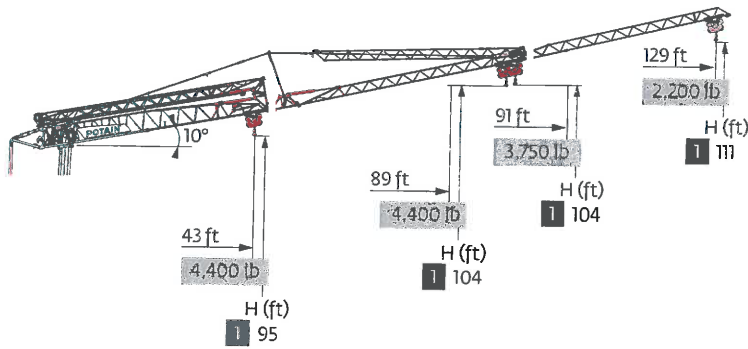
131 ft	9 ▶ 43 ft	2,200 lb
▲▲▲▲	▲	8,800 lb
90 ft	9 ▶ 43 ft	8,800 lb
▲▲▲▲	▲	8,800 lb



9 ▶ 43 46 49 52 56 59 62 66 72 82 89 98 105 115 121 131 ft	8,800 8,200 7,500 6,950 6,450 6,000 5,650 5,300 4,700 4,000 3,650 3,200 2,950 2,650 2,450 2,200 lb
9 ▶ 52 56 59 62 66 72 82 90 ft	8,800 8,050 7,500 7,000 6,600 5,900 5,050 4,500 lb



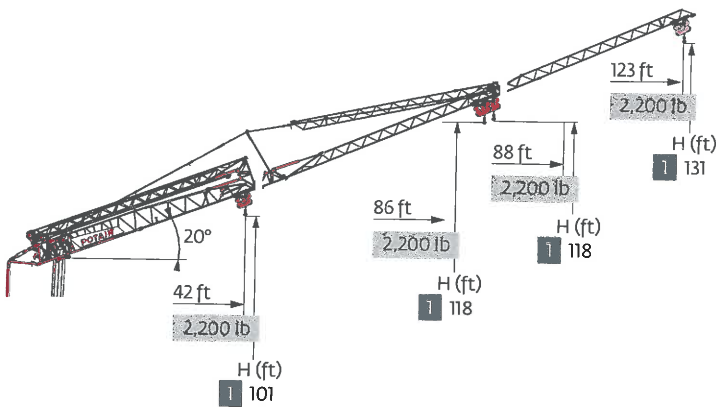
131 ft	9 ▶ 46 49 52 56 59 62 66 72 82 89 92 ft	8,800 8,050 7,450 6,900 6,450 6,050 5,650 5,050 4,300 3,900 3,750 lb
--------	---	--



131 ft	9 ▶ 75 82 89 98 105 115 121 129 ft	4,400 3,900 3,550 3,100 2,850 2,550 2,400 2,200 lb
▲▲▲▲	▲	4,400 lb
90 ft	9 ▶ 89 ft	4,400 lb
▲▲▲▲	▲	4,400 lb

131 ft	9 ▶ 80 82 89 91 ft	4,400 4,250 3,850 3,750 lb
--------	--------------------	----------------------------




131-90 ft	9 ▶ 43 ft	4,400 lb
▲▲▲▲	▲	4,400 lb




Hup 40-30

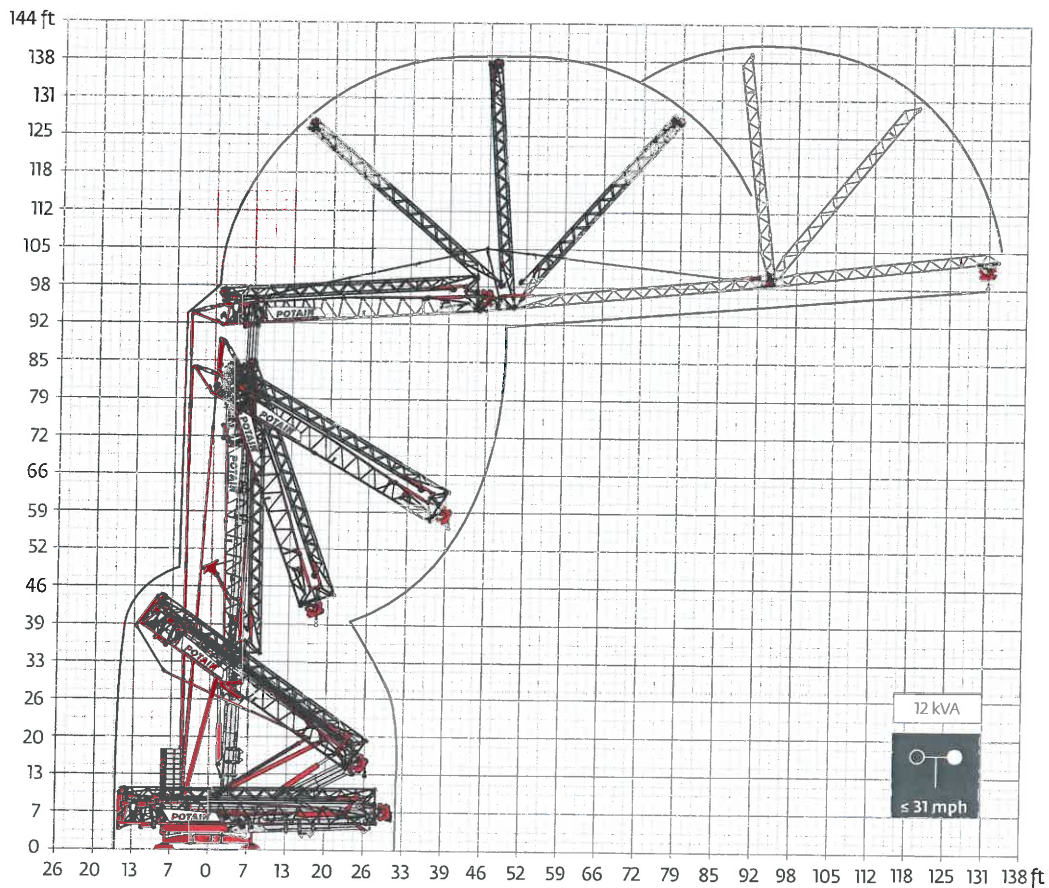
▲ For reference only. Operators manual should be consulted and adhered to.

Mechanisms

480 V - 60 Hz			UU					hp	kW
	18 HPL 10	fpm	6	62	118	190	213	18	13
		lb	8,800	8,800	4,400	2,200	1,100		
	3 DVF 5	fpm	3 → 148 (0 → 2,200 lb) 3 → 135 (2,200 lb → 8,800 lb)					3	2.2
	HPS 142	rpm	0 → 0.9					2 x 5	2 x 3.7

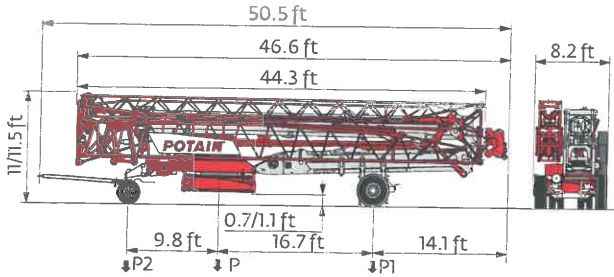
IEC 60204-32	kVA	
480 V (+6% -10%) 60 Hz	23 → 17 kVA	

Erection

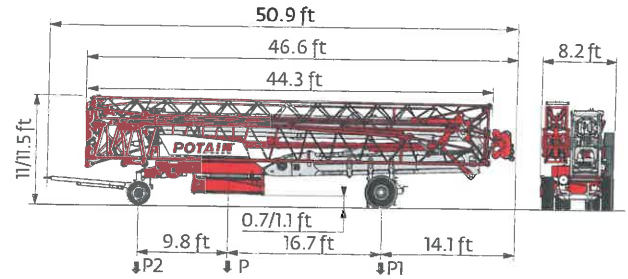


▲ For reference only. Operators manual should be consulted and adhered to.
 HUP 40-30

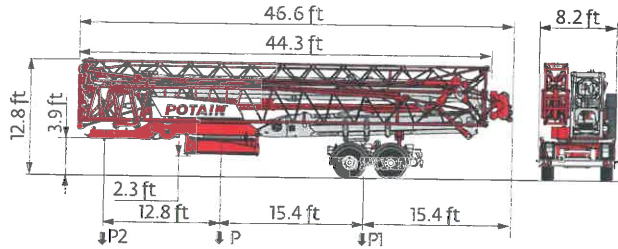
Transport



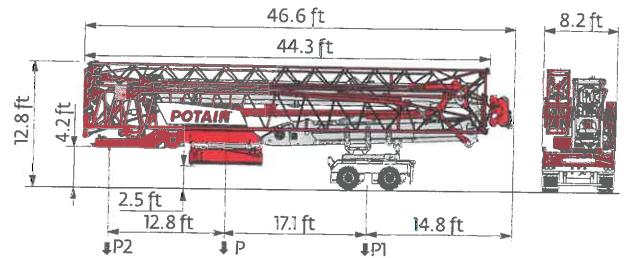
	mph	P (lb)	P1 (lb)	P2 (lb)
DJ100/S120	6	44,798	26,169	18,629
DJ105/S125	15.5	45,371	26,411	18,960



	mph	P (lb)	P1 (lb)	P2 (lb)
DJ126M/S125	15.5	45,812	26,455	19,357
..... /.....				



	mph	P (lb)	P1 (lb)	P2 (lb)
SL121/S215M	15.5	48,237	32,430	15,807




	P (lb)	P1 (lb)	P2 (lb)
North America Highway Axle	47,961	32,132	15,829

- R Rear slewing radius
- i Consult us
- Reactions in service
- Reactions out of service
- ▲ Weight without load, without ballast, without transport axles, with max. jib and standard height
- Total ballast weight
- Standard equipment
- Options
- Hoisting
- Trolleying
- Slewing
- kVA Required power

Power Control Function: winch speeds adapted to the available power

! / ! This commercial document is not legally binding. For any technical information, please refer to the corresponding instructions.



Hup 40-30



© 2016 The Manitowoc Company, Inc. For reference only. Operators manual should be consulted and adhered to.