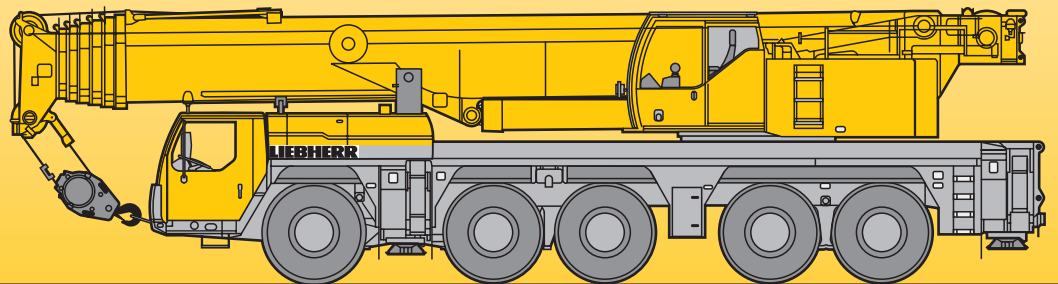



# Mobile Crane Grue mobile

# LTM 1200-5.1

## Technical Data Caractéristiques techniques



# LIEBHERR

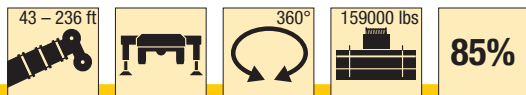
 For reference only.  
Operators manual should be  
consulted and adhered to.

**BIGGE**

Tel: (888) 337-BIGGE or (510) 638-8100 • Fax: (510) 639-4053 • Email: [info@bigge.com](mailto:info@bigge.com) [www.bigge.com](http://www.bigge.com)

# Lifting capacities on telescopic boom

## Forces de levage à la flèche télescopique



ft	43 ft		58 ft	73 ft	88 ft	103 ft	117 ft	132 ft	147 ft	162 ft	177 ft	191 ft	206 ft	221 ft	236 ft	ft				
	*																			
8		332														8				
10	470	331	295													10				
12	328	315	295	295	259											12				
14	303	288	286	282	256	207										14				
16	271	265	261	253	243	205	170									16				
18	250	245	242	234	227	202	169									18				
20	232	227	226	217	214	198	168	127	97							20				
24	202	198	199	191	188	183	162	126	96							24				
28	174	173	176	170	168	163	155	120	91.5	73.5						28				
32	143	143	157	153	151	147	145	115	86	71.5	59.2					32				
36			140	139	137	133	132	110	79.5	67.5	57.5	46.7				36				
40			125	127	125	122	121	104	74.5	63.5	54.8	45.2	37.7	30.6	25.7	40				
47				106	105	105	105	95.5	65.5	57.1	49.9	42.1	35.8	30.4	25.4	47				
54				88.5	88.5	90	88.5	86.5	58.8	51.3	45.4	39	33.6	28.9	24	54				
61					76	77	76.5	77	52.5	46.6	41.2	36.1	31.5	27.4	22.6	61				
68					67.5	67	68	67	47.4	42.2	37.7	33.4	29.4	25.9	21.4	68				
75					54.3	58.5	60	58.6	42.9	38.4	34.3	30.9	27.5	24.5	20	75				
82						52.1	53.3	51.7	39.1	35.1	31.4	28.5	25.8	23.1	18.5	82				
89						43.9	47.5	45.8	36.4	32.1	28.9	26.3	24.2	21.7	17.2	89				
96							42.6	40.9	34.3	29.5	26.5	24.5	22.6	20.3	15.9	96				
103								36.1	36.6	32.6	27	24.6	22.7	21	19	14.7	103			
110									33.1	31	24.9	22.9	21	19.4	17.9	13.5	110			
117									29.1	29.6	23.2	21.2	19.5	17.9	16.8	12.5	117			
124										28.5	21.9	19.6	17.9	16.7	15.7	11.6	124			
131										26.2	21	18	16.5	15.5	14.7	10.7	131			
138											20.2	16.5	15.4	14.4	13.8	9.9	138			
145											19.1	15.3	14.3	13.4	13	9.2	145			
152												14.5	13.3	12.6	12.2	8.6	152			
159													12.5	11.9	11.5	7.9	159			
166														11.8	11.1	10.8	7.2	166		
173															10.5	10.2	6.7	173		
180															10	9.6	6.2	180		
187																9.6	9.1	5.6	187	
194																	8.6	5.2	194	
201																		8.2	4.8	201
208																			4.4	208
215																			4	215





\* over rear / en arrière

TAB 1555401 / 1555408

▲ For reference only. Operators manual should be consulted and adhered to.

# Lifting capacities on telescopic boom

## Forces de levage à la flèche télescopique




43 - 236 ft    360°  115000 lbs **85%**

ft	43 ft	58 ft	73 ft	88 ft	103 ft	117 ft	132 ft	147 ft	162 ft	177 ft	191 ft	206 ft	221 ft	236 ft	ft
8	332														8
10	331	295													10
12	314	295	295	259											12
14	287	285	282	256	207										14
16	263	261	253	243	205	170									16
18	243	242	234	227	202	169									18
20	225	225	217	214	198	168	127	97							20
24	195	196	191	188	183	162	126	96							24
28	170	172	170	168	163	155	120	91.5	73.5						28
32	143	150	150	149	143	138	115	86	71.5	59.2					32
36		131	131	128	125	119	110	79.5	67.5	57.5	46.7				36
40		115	116	112	110	104	103	74.5	63.5	54.8	45.2	37.7	30.6	25.7	40
47			94	94	89	89	84	65.5	57.1	49.9	42.1	35.8	30.4	25.4	47
54			78.5	78	75.5	74.5	70	58.8	51.3	45.4	39	33.6	28.9	24	54
61				66	67	63.5	59.8	52.5	46.6	41.2	36.1	31.5	27.4	22.6	61
68				56.1	57.7	55	51.6	47.4	42.2	37.7	33.4	29.4	25.9	21.4	68
75				48.3	49.8	48.2	45.1	42.5	38.4	34.3	30.9	27.5	24.5	20	75
82					43.5	42.4	39.7	38.7	35.1	31.4	28.5	25.8	23.1	18.5	82
89					38.3	37.2	35.2	35.8	31.6	28.9	26.3	24.2	21.7	17.2	89
96						32.9	31.1	32.4	28.6	26.5	24.5	22.6	20.3	15.9	96
103						29.3	27.4	29.1	26.3	24.3	22.7	21	19	14.7	103
110							24.2	25.9	24.5	21.8	21	19.4	17.9	13.5	110
117							21.5	23.1	23.2	19.8	19.5	17.9	16.8	12.5	117
124								20.7	21.5	18.5	17.6	16.7	15.7	11.6	124
131								19.7	19.3	16.9	15.7	15.5	14.7	10.7	131
138									17.4	15.7	14.8	14.4	13.8	9.9	138
145									15.7	15.1	13.9	13	13	9.2	145
152										14.4	12.8	12.2	12.1	8.6	152
159											11.4	11.6	11	7.9	159
166											10.2	10.9	9.8	7.2	166
173												9.8	8.6	6.7	173
180												8.8	7.5	6.2	180
187												7.8	6.6	5.6	187
194													5.7	5.2	194
201													4.9	4.8	201
208														4.2	208
215														3.5	215

TAB 1555409

▲ For reference only. Operators manual should be consulted and adhered to.

# Lifting capacities on telescopic boom Forces de levage à la flèche télescopique

 43 - 236 ft  
  
 360°  
 93000 lbs  
**85%**






ft	43 ft	58 ft	73 ft	88 ft	103 ft	117 ft	132 ft	147 ft	162 ft	177 ft	191 ft	206 ft	221 ft	236 ft	ft
8	332														8
10	331	295													10
12	313	295	295	259											12
14	285	285	282	256	207										14
16	261	260	253	243	205	170									16
18	241	241	234	227	202	169									18
20	223	224	217	214	198	168	127	97							20
24	192	193	190	187	179	161	126	96							24
28	164	166	165	158	150	143	120	91.5	73.5						28
32	140	142	139	131	128	120	115	86	71.5	59.2					32
36		122	118	115	109	107	101	79.5	67.5	57.5	46.7				36
40		108	102	101	95.5	94.5	89	74.5	63.5	54.8	45.2	37.7	30.6	25.7	40
47			84.5	81	81	77	72.5	65.5	57.1	49.9	42.1	35.8	30.4	25.4	47
54			68.5	68	67.5	64	60	57.1	51.3	45.4	39	33.6	28.9	24	54
61				59.2	57.5	54.4	50.9	48.9	46.1	41.2	36.1	31.5	27.4	22.6	61
68				50.1	49.5	46.9	43.6	43.9	40.1	37.6	33.4	29.4	25.9	21.4	68
75				43.1	42.7	40.8	37.7	38.8	35.3	33.5	30.9	27.5	24.5	20	75
82					37.1	35.8	32.8	33.9	31.3	29.4	28.4	25.8	23.1	18.5	82
89					32.5	31.9	28.8	29.9	28.7	26.6	25.4	24.2	21.7	17.2	89
96						29.5	25.3	26.5	26.6	23.8	22.6	22.3	20.3	15.9	96
103						26.8	22.7	24.3	24	21.3	20.6	19.9	19	14.7	103
110							21.2	22.8	21.5	19.7	19.1	17.8	17.9	13.5	110
117							19.9	20.8	19.1	18.4	17.1	16.5	16.1	12.5	117
124								18.7	16.9	17	15.3	15.5	14.2	11.6	124
131								16.8	15.6	15.4	13.7	14.2	12.6	10.7	131
138									14.8	13.8	12.9	12.7	11.2	9.9	138
145									13.8	12.6	12.1	11.4	9.9	9.2	145
152										12	11	10.1	8.7	8.5	152
159											9.8	8.9	7.6	7.6	159
166											8.6	7.7	6.5	6.7	166
173												6.7	5.5	5.8	173
180												5.8	4.5	4.8	180
187												5	3.7	3.9	187
194													2.9	3.1	194

TAB 1555410

▲ For reference only.  
Operators manual should be consulted and adhered to.

# Lifting capacities on telescopic boom

## Forces de levage à la flèche télescopique









ft	43 ft	58 ft	73 ft	88 ft	103 ft	117 ft	132 ft	147 ft	162 ft	177 ft	191 ft	206 ft	221 ft	236 ft	ft
8	332														8
10	331	295													10
12	311	295	294	259											12
14	283	284	281	256	207										14
16	259	260	253	243	205	170									16
18	239	240	234	227	202	169									18
20	220	222	217	212	197	167	127	97							20
24	186	187	181	169	161	149	126	96							24
28	155	155	145	139	131	125	116	91.5	73.5						28
32	130	128	122	116	111	107	100	86	71.5	59.2					32
36		108	104	98.5	97.5	92	86	79.5	67.5	57.5	46.7				36
40		92.5	89.5	87	85	80.5	75.5	71	63.5	54.8	45.2	37.7	30.6	25.7	40
47			72	71.5	68.5	65	60.5	57.8	55.2	49.8	42.1	35.8	30.4	25.4	47
54			59.4	59.3	56.8	53.5	49.7	50.5	46.2	44	39	33.6	28.9	24	54
61				49.7	47.8	44.9	41.5	42.5	39.4	37.2	35.6	31.5	27.4	22.6	61
68				41.8	40.8	39.1	35.1	36.2	34.7	32.8	31.2	29.4	25.9	21.4	68
75				35.6	35.1	35.6	30.2	31.6	31.4	28.2	27.8	26.5	24.5	20	75
82					30.1	31.6	27.3	28.9	27.3	25.3	24.7	23.5	22.7	18.5	82
89					26	27.7	25.5	26.2	23.9	23.5	21.9	21.6	20.2	17.2	89
96						24.2	24	23.2	21.3	21	20	19.3	17.5	15.9	96
103							21.3	21.9	20.6	19.6	18.6	18.1	16.9	15.2	103
110								19.5	18.1	18.1	17.1	16.1	14.8	13.2	110
117								17.3	16.2	16.1	15.5	14.3	13	11.4	117
124									15.1	14.3	13.8	12.7	11.4	9.9	124
131									13.8	12.9	12.3	11.2	10	8.5	131
138										11.6	11	9.9	8.7	7.2	138
145										10.2	9.6	8.6	7.6	6.1	145
152											8.5	7.4	6.5	5.1	152
159												6.3	5.5	4.1	159
166												5.4	4.5	3.4	166
173													3.6		173
180													2.8		180

TAB 1555411




▲ For reference only. Operators manual should be consulted and adhered to.

# Lifting capacities on telescopic boom Forces de levage à la flèche télescopique

43 - 236 ft     **85%**

ft	43 ft	58 ft	73 ft	88 ft	103 ft	117 ft	132 ft	147 ft	162 ft	177 ft	191 ft	206 ft	221 ft	236 ft	ft
8	332														8
10	331	295													10
12	307	294	290	259											12
14	279	279	278	248	207										14
16	254	255	236	210	191	167									16
18	225	219	200	179	165	152									18
20	196	182	168	154	141	134	101	93.5							20
24	142	135	127	119	114	105	96	88.5							24
28	109	105	101	97	91	84	77	73.5	64.5						28
32	86	84.5	83	79	74.5	70	63.5	63	58.4	53.9					32
36		70	68.5	66	62.5	61.5	53.1	53.4	50.7	47.4	44.2				36
40		59	58.5	56.4	53.5	53.7	45.9	46.7	45.5	42.1	40.3	37.3	30.6	25.7	40
47			45.5	44.3	41.8	42.5	40.9	39.3	36.4	35.7	33	31.8	29.7	25.4	47
54			36.7	37.2	33.8	35.1	34.4	32.3	31.6	30.1	28.1	26.2	23.9	23.1	54
61				31	29.1	30.2	28.6	28.1	26.5	25	23.1	21.4	19.4	18.9	61
68				25.8	25.7	25.4	24.3	23.6	22.2	20.9	19.2	17.6	15.7	15.4	68
75				21.4	21.7	21.7	20.6	20.1	18.7	17.5	15.9	14.5	12.7	12.6	75
82					18.1	18.5	17.6	17.2	15.9	14.8	13.3	11.9	10.2	10.3	82
89					15.3	15.8	15.2	14.7	13.5	12.5	11	9.7	8.1	8.2	89
96						13.5	13	12.7	11.5	10.5	9.1	7.9	6.3	6.4	96
103						11.5	11.1	10.9	9.8	8.8	7.5	6.3		4.9	103
110							9.4	9.3	8.3	7.3	6	4.8			110
117							7.9	7.8	7	6.1	4.8				117
124								6.5	5.7	5					124
131								5.4	4.6	4					131

TAB 1555413

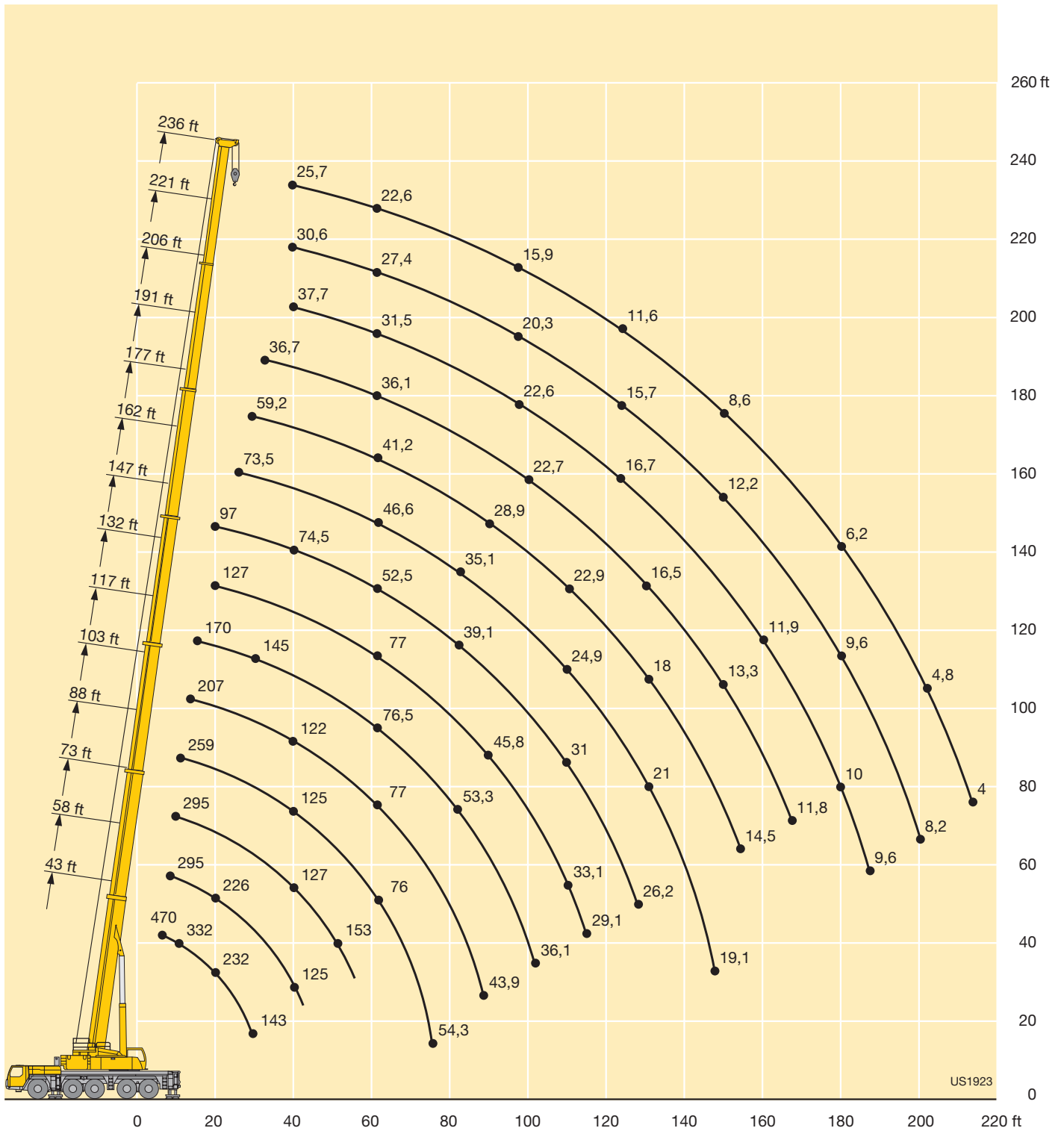
43 - 236 ft     **85%**

ft	43 ft	58 ft	73 ft	88 ft	103 ft	117 ft	132 ft	147 ft	162 ft	177 ft	191 ft	206 ft	221 ft	236 ft	ft
8	332														8
10	330	295													10
12	304	293	246	214											12
14	274	258	222	196	159										14
16	225	201	178	159	146	127									16
18	179	164	149	135	125	112									18
20	141	132	122	114	104	95	67.5	66							20
24	96.5	95	90.5	84.5	78	75	64	63.5							24
28	70.5	71	69.5	66.5	61	60.5	55.4	53.4	46.7						28
32	54.1	55.5	55.4	54.8	49.6	50.8	48	45.5	42.9	38.9					32
36		44.6	45.2	45.5	44.2	43	40.7	39	36.5	34	31.2				36
40		36.9	37.8	38.5	37.7	36.7	34.8	33.5	31.3	29.2	26.8	24.6	17.1	16.6	40
47			28.4	29.4	29	28.5	27.1	26.1	24.3	22.6	20.6	18.7	16.4	16	47
54			21.8	23	22.9	22.6	21.4	20.7	19.2	17.7	15.9	14.2	12.2	12.1	54
61				18.4	18.3	18.2	17.2	16.6	15.2	14	12.3	10.8	8.9	9	61
68				14.7	14.8	14.8	13.8	13.4	12.1	11	9.5	8.1			68
75				11.6	12	12	11.2	10.8	9.6	8.6	7.1				75
82					9.6	9.8	9	8.7	7.6	6.6					82
89					7.5	8	7.2	6.9	5.8						89
96						6.3	5.7	5.4							96
103						4.8									103

TAB 1555414

▲ For reference only.  
Operators manual should be consulted and adhered to.

# Lifting heights Hauteurs de levage



▲ For reference only. Operators manual should be consulted and adhered to.

# Lifting capacities on the hydraulically or mechanically variable folding jib

## Forces de levage à la fléchette pliante à variation hydraulique ou mécanique



ft	43 ft			88 ft			103 ft			132 ft			147 ft			162 ft			ft	
	18 ft			18 ft			18 ft			18 ft			18 ft			18 ft				
	0°	22.5°	45°	0°	22.5°	45°	0°	22.5°	45°	0°	22.5°	45°	0°	22.5°	45°	0°	22.5°	45°		
10	134	115																	10	
12	134	110	89	134															12	
14	134	106	87.5	134															14	
16	131	101	85	134			100												16	
18	125	97	82	134	101		96.5												18	
20	119	92.5	79	132	101	79.5	92	71.5		87.5									20	
24	106	85	74.5	126	95.5	79	84	70	59.3	86				77					24	
28	95	78	70.5	119	90.5	76	77.5	65.5	57.9	81	66			75.5					28	
32	86	72.5	67	111	86	73.5	71.5	61.5	54.8	76	64	56		72.5	62		59.7		32	
36	78	68	64.5	103	82	71	66.5	57.8	52.2	71.5	60.5	54.1		69	59.7	53.6	57.8	56.8	36	
40	72	61	58.8		95	78.5	69.5	62.5	54.6	49.8	67.5	57.6	52	65.5	57.2	51.6	55	54.2	50.1	40
47	63				83.5	73.5	66	55.9	50	46.2	61.5	53.4	48.6	58.7	53.1	48.6	49.8	49.3	47.2	47
54					74	68.5	63.5	50.7	45.9	43	56.7	49.7	45.7	52.3	49.7	45.9	45.1	44.6	44.1	54
61					66.5	64	61.5	46.2	42.6	40.5	52.2	46.4	43.3	47.3	46	43.4	40.8	40.5	40.4	61
68					59.6	58.8	58.5	42.7	39.7	38.2	48.5	43.6	41.1	42.5	42.1	40.8	37.2	36.8	36.8	68
75					54.2	53.8	41.9	39.5	37.2	36.3	45.1	41.2	39.2	38.5	38.4	38.1	33.8	33.6	33.7	75
82					49.5	49.3	21.3	36.8	35.1	34.6	42.3	39	37.5	34.9	35.1	35.2	30.8	30.7	30.7	82
89					44.7	33.8	14.4	34.5	33.3	27.9	39.9	37.1	36.1	31.8	32	32.1	28.3	28.2	28.2	89
96								32.5	31.9	20	37.7	35.4	34.7	29.2	29.4	29.4	25.8	25.9	26	96
103								31	25.7	13.4	35.1	34	33.7	26.7	27	27.1	23.7	23.8	23.9	103
110								23.6			32	32.1	32.1	24.5	24.8	24.9	21.8	21.9	22	110
117											29	29.3	24.6	22.6	22.9	23	19.9	20.1	20.2	117
124											26.3	26.5	17.6	20.8	21	21.1	18.4	18.4	18.5	124
131											23.4	23.6	12	19.2	19.4	19.4	16.9	17	17.1	131
138														17.8	18	16.8	15.5	15.6	15.6	138
145														16.4	16.5	12	14.3	14.3	14.4	145
152																	13.2	13.3	13.3	152
159																	12.2	11.8	11.7	159
166																	10.2			166

TAB 1555043 / 1555092 / 1555141



ft	177 ft			191 ft			206 ft			221 ft			236 ft			ft				
	18 ft			18 ft			18 ft			18 ft			18 ft							
	0°	22.5°	45°	0°	22.5°	45°	0°	22.5°	45°	0°	22.5°	45°	0°	22.5°	45°					
36	46.7																			36
40	45.3	44.7	41.5	37.2	34.7		29.3	24.6		22										40
47	42.1	41.2	41	35.2	34.4	32.1	29	24.5	27.2	21.9	20.9		17.3							47
54	38.7	38	37.7	32.7	32	31.7	27.5	27	26.8	21	20.7	19.7	17.2	16.5	16.3					54
61	35.6	35	34.7	30.4	29.9	29.7	25.9	25.4	25.2	20	19.6	19.4	16.5	16.3	16.1					61
68	32.6	32.3	32.1	28.2	27.9	27.8	24.2	23.8	23.4	19	18.6	18.4	15.7	15.5	15.4					68
75	30	29.8	29.7	26.2	26	26	22.5	22.2	21.8	18	17.5	17.5	14.9	14.7	14.7					75
82	27.4	27.5	27.5	24.5	24.1	24.2	20.9	20.6	20.5	16.9	16.6	16.5	14.1	14	14.1					82
89	25.1	25.2	25.3	22.8	22.4	22.5	19.6	19.2	19.2	16	15.7	15.7	13.4	13.3	13.4					89
96	23.1	23.2	23.3	21.1	20.7	20.8	18.2	18	18	15.1	14.9	14.9	12.6	12.7	12.7					96
103	21.1	21.2	21.4	19.4	19.1	19.2	16.9	16.8	16.9	14.3	14.2	14.2	11.8	11.9	12					103
110	19.4	19.4	19.5	17.7	17.6	17.7	15.7	15.7	15.8	13.5	13.4	13.5	10.9	11.1	11.2					110
117	17.9	17.9	18	16.1	16.2	16.3	14.7	14.7	14.8	12.8	12.7	12.7	10.1	10.3	10.4					117
124	16.4	16.5	16.6	14.9	14.9	15	13.5	13.7	13.7	12.1	12.1	12.1	9.3	9.5	9.6					124
131	15	15.1	15.2	13.8	13.8	13.9	12.6	12.6	12.8	11.5	11.5	11.5	8.6	8.7	8.9					131
138	14	14	14.1	12.6	12.8	12.8	11.8	11.8	11.9	10.9	10.9	10.9	7.9	8.1	8.2					138
145	12.9	13	13	11.6	11.7	11.8	10.9	11	11.1	10.3	10.3	10.4	7.2	7.4	7.5					145
152	11.9	12	12	10.9	11	11	10.1	10.2	10.3	9.7	9.7	9.8	6.5	6.7	6.8					152
159	11	11.1	11.1	10.1	10.2	10.2	9.4	9.5	9.6	9.1	9.1	9.2	5.9	6.1	6.1					159
166	10.3	10.3	10.3	9.4	9.5	9.5	8.8	8.9	8.9	8.5	8.6	8.6	5.3	5.4	5.5					166
173	9.5	9.6	8.9	8.7	8.8	8.8	8.2	8.3	8.3	7.9	8	8	4.7	4.8	4.9					173
180				8.1	8.2	8.2	7.6	7.6	7.7	7.4	7.5	7.5	4.1	4.2	4.3					180
187				7.5	7.6	7.6	7	7.1	7.1	6.9	7	7	3.6	3.7	3.7					187
194							6.6	6.6	6.6	6.4	6.5	6.5	3.1	3.2	3.2					194
201							6.2	6.2	6.2	6	6	6	2.6	2.7	2.6					201
208										5.5	5.6	5.6								208
215										5.1	5.2	5.1								215
222										4.8										222

TAB 1555043 / 1555092 / 1555141

▲ For reference only. Operators manual should be consulted and adhered to.



# Lifting capacities on the hydraulically or mechanically variable folding jib

## Forces de levage à la fléchette pliante à variation hydraulique ou mécanique



ft	43 ft			88 ft			103 ft			132 ft			147 ft			162 ft			ft
	40 ft			40 ft			40 ft			40 ft			40 ft			40 ft			
	0°	22.5°	45°	0°	22.5°	45°	0°	22.5°	45°	0°	22.5°	45°	0°	22.5°	45°	0°	22.5°	45°	
10	46.1																		10
12	46.1			46.1															12
14	46.1			46.1															14
16	46.1			46.1				46.1											16
18	46.1	38.9		46.1				46.1											18
20	46.1	38.6		46.1				46.1		46.1									20
24	46.1	35.2		46.1	37.4			46.1		46.1		46.1							24
28	46.1	32.3		46.1	36.3			46.1		46.1		46.1				43.3			28
32	44.2	30	25.2	46.1	34.3			46.1	33.2							43.1			32
36	39.4	28	23.8	46.1	32.4			46.1	31.9		46.1	32.7				42.7			36
40	35.9	26.2	22.8	46.1	30.8	24.5	45.8	30.5	23.3	46.1	31.4		45.9	29.7		42.1	29.2		40
47	30.3	23.7	21.3	45.3	28.5	23.3	42.3	28.4	23.1	45.2	29.5	23.4	44.2	29.4	22.8	40.5	29		47
54	26.4	21.4	20.3	40.1	26.5	22.2	37.7	26.6	22.2	41.2	27.8	22.6	40.8	27.9	22.6	38.6	27.6	21.9	54
61	23	19.7	19.8	35.5	24.7	21.4	34.1	25.1	21.4	37.9	26.4	21.9	37.7	26.6	21.9	35.8	26.3	21.8	61
68	20.3	18.5		32	23.1	20.7	31	23.7	20.8	34.7	25.2	21.3	35.2	25.3	21.4	33.1	25.2	21.2	68
75				29	21.7	20.2	28.5	22.3	20.3	32.1	24	20.8	32.7	24.2	20.9	30.6	24.2	20.8	75
82				26.5	20.6	19.8	26.4	21.1	19.9	29.9	22.9	20.3	30.5	23	20.4	28.1	23.2	20.4	82
89				24.5	19.6	19.6	24.5	20.2	19.5	27.8	21.9	20	28.7	22	20.1	25.9	22.2	20	89
96				22.6	18.9	19.6	22.8	19.4	19.2	26.2	20.9	19.7	27	21.2	19.8	24.1	21.3	19.7	96
103				20.9	18.3	19.6	21.2	18.7	18.8	24.7	20.1	19.4	25.3	20.5	19.5	22.4	20.4	19.4	103
110				19.3	17.9	19.6	19.8	18	18.3	23.3	19.5	19	23.6	19.8	19.3	20.7	19.5	18.9	110
117				18.1	17.9		18.6	17.4	18	22	18.8	18.7	22	19.3	19	19.2	18.6	18.3	117
124							17.6	16.8	18	20.8	18.3	18.3	20.4	18.8	18.5	17.7	17.4	17.6	124
131							16.8	16.7		19.6	17.8	18	18.9	18.1	18.1	16.1	16.2	16.5	131
138										18.7	17.3	17.7	17.4	17.1	17.2	14.9	15.1	15.4	138
145										17.9	16.9	17.7	16	16	16.2	13.9	14	14.3	145
152										17	16.5		14.9	15	15.3	12.9	13.1	13.4	152
159										13.8			13.9	14.1	14.2	11.9	12.2	12.5	159
166													13	13.2	12.4	11.2	11.4	11.6	166
173													10.9			10.5	10.6	10.8	173
180																9.8	9.9		180

TAB 1555050 / 1555099 / 1555148



ft	177 ft			191 ft			206 ft			221 ft			ft
	40 ft			40 ft			40 ft			40 ft			
	0°	22.5°	45°	0°	22.5°	45°	0°	22.5°	45°	0°	22.5°	45°	
36	35.6												36
40	35.1			28.9						21.6			40
47	33.9	26.9		28.3						21.5			47
54	32.4	26.7		27.3	23.6					20.9	19.1		54
61	30.6	25.6	21.1	25.9	23.2	20.5	19.9	18.8		19.9	18.8		61
68	28.6	24.6	20.9	24.4	21.9	20.4	18.9	17.9		17.9	16.7		68
75	26.6	23.6	20.5	22.7	20.6	19.8	17.9	16.9		16.9	16.4		75
82	24.8	22.5	20.1	21.1	19.5	18.9	16.9	16.1		15.6	15.6		82
89	23.1	21.4	19.8	19.7	18.3	18	16	15.3		14.9	14.9		89
96	21.4	20.3	19.3	18.4	17.3	17	15.1	14.6		14.3	14.3		96
103	19.8	19.2	18.5	17	16.4	16.2	14.3	13.9		13.7	13.7		103
110	18.2	18	17.7	15.9	15.4	15.4	13.5	13.2		13.2	13.2		110
117	16.6	16.8	16.8	14.8	14.5	14.6	12.8	12.6		12.6	12.6		117
124	15.3	15.5	15.7	13.7	13.7	13.8	12.1	11.9		12	12		124
131	14.2	14.4	14.6	12.6	12.9	13.1	11.4	11.4		11.4	11.4		131
138	13.2	13.4	13.7	11.8	12.1	12.4	10.7	10.8		10.9	10.9		138
145	12.1	12.5	12.8	11	11.4	11.6	10.1	10.2		10.4	10.4		145
152	11.3	11.6	11.9	10.3	10.7	10.9	9.5	9.7		9.9	9.9		152
159	10.6	10.8	11.1	9.5	9.9	10.2	8.9	9.1		9.3	9.3		159
166	9.9	10.1	10.4	8.9	9.2	9.4	8.4	8.6		8.8	8.8		166
173	9.2	9.4	9.7	8.3	8.6	8.8	7.8	8		8.2	8.2		173
180	8.6	8.8	9	7.7	8.1	8.2	7.3	7.5		7.7	7.7		180
187	8	8.2	8.3	7.2	7.5	7.6	6.8	7		7.1	7.1		187
194	7.5	7.6		6.7	7	7	6.3	6.5		6.6	6.6		194
201				6.3	6.5	6.5	5.8	6		6.1	6.1		201
208				5.8	6	6	5.4	5.6		5.6	5.6		208
215							5.1	5.2		5.2	5.2		215
222							4.7	4.8		4.8	4.8		222
229							4.4	4.5					229
236													236

TAB 1555050 / 1555099 / 1555148

▲ For reference only. Operators manual should be consulted and adhered to.

# Lifting capacities on the hydraulically or mechanically variable folding jib Forces de levage à la fléchette pliante à variation hydraulique ou mécanique



ft	43 ft			88 ft			103 ft			132 ft			147 ft			162 ft			ft
	63 ft			63 ft			63 ft			63 ft			63 ft			63 ft			
	0°	22.5°	45°	0°	22.5°	45°	0°	22.5°	45°	0°	22.5°	45°	0°	22.5°	45°	0°	22.5°	45°	
10	46.1																		10
12	46.1																		12
14	46.1																		14
16	46.1																		16
18	46.1			44.1															18
20	46.1			44.3			37.5												20
24	45.4			44.2			37.7												24
28	42.3			43.4			37.5			33.6									28
32	38.1	28		42.2			36.8			33.7			30.7						32
36	34	26.7		40.5			36.1			33.5			30.8			27.4			36
40	30.8	25.1		38.7	25.5		34.3	23.5		33.1			30.6			27.2			40
47	26	22.5	18.2	34.9	25.5		30.9	23.2		32	22.3		30			26.6			47
54	22.3	20.5	18	31	25	18	28.1	21.5		29.6	22		29	20.9		25.8	20.4		54
61	19.4	18.9	17	27.5	23.2	17.7	25.6	20	15.6	27.4	20.6		27.2	20.5		24.9	20.1		61
68	17.1	17.4	16.2	24.8	21.7	17.1	23.3	18.7	15.4	25.5	19.4	15.3	25.5	19.4	15.3	23.9	19		68
75	15.2	16.2	15.6	22.3	20.5	16.5	21.4	17.5	14.8	23.7	18.3	15.1	23.8	18.4	15.1	22.8	18.1	14.6	75
82	13.6	15.2	15	20.3	19.3	16	19.5	16.4	14.2	22	17.4	14.6	22.2	17.4	14.6	21.6	17.2	14.5	82
89	12.3	14.4		18.4	18.3	15.6	18	15.5	13.7	20.5	16.5	14.1	20.6	16.6	14.1	20.4	16.4	14.1	89
96				16.8	17.3	15.3	16.8	14.6	13.3	19	15.6	13.7	19.4	15.8	13.7	19.3	15.7	13.7	96
103				15.6	16.5	15	15.5	13.9	12.9	17.7	14.9	13.3	18.2	15.1	13.4	18.2	15.1	13.4	103
110				14.3	15.8	14.8	14.6	13.2	12.5	16.6	14.3	13	17.1	14.5	13.1	17.3	14.5	13.1	110
117				13.4	15.2	14.7	13.8	12.7	12.1	15.7	13.7	12.6	16.2	13.9	12.8	16.4	14	12.8	117
124				12.6	14.7	14.7	12.9	12.2	11.9	14.7	13.2	12.3	15.4	13.4	12.5	15.5	13.5	12.5	124
131				11.9	14.4	14.7	12.3	11.7	11.7	14	12.7	12.1	14.6	13	12.2	14.6	13.1	12.2	131
138							11.8	11.4	11.6	13.4	12.3	11.8	13.8	12.6	11.9	13.7	12.6	12	138
145							11.2	11.1		12.8	11.9	11.7	13.3	12.2	11.8	12.8	12.2	11.8	145
152							10.6			12.2	11.6	11.6	12.8	11.8	11.6	11.9	11.9	11.6	152
159										11.8	11.3	11.5	12.3	11.6	11.5	11.2	11.5	11.5	159
166										11.4	11.1	11.5	11.8	11.3	11.4	10.5	11	11.2	166
173										11	10.9		11.3	11	11.3	9.9	10.3	10.6	173
180										10.3			10.7	10.7	11.1	9.2	9.7	9.9	180
187													10.2	10.4		8.7	9.1	9.2	187
194																8.1	8.5	8.5	194
201																7.6	7.9		201
208																5.8			208

TAB 1555057 / 1555106 / 1555155

▲ For reference only. Operators manual should be consulted and adhered to.

# Lifting capacities on the hydraulically or mechanically variable folding jib Forces de levage à la fléchette pliante à variation hydraulique ou mécanique



ft	177 ft			191 ft			206 ft			221 ft			ft
	63 ft			63 ft			63 ft			63 ft			
	0°	22.5°	45°	0°	22.5°	45°	0°	22.5°	45°	0°	22.5°	45°	
36	22.7												36
40	22.7			18.9			15.4						40
47	22.6			18.8			15.4			12.3			47
54	22.2			18.3			15			12.2			54
61	21.8	18.5		18			14.7			12			61
68	21.3	18.2		17.5	16.5		14.5			11.8			68
75	20.7	17.4		17	16.2		14.3	13.2		11.7			75
82	20	16.6	14	16.3	15.6		13.8	12.9		11.5	10.4		82
89	19	15.9	13.9	15.7	15	13.3	13.2	12.4		11.1	10.2		89
96	17.9	15.3	13.5	15	14.3	13.2	12.7	11.9	10.8	10.6	9.8	9.3	96
103	16.8	14.7	13.2	14.2	13.7	12.9	12.1	11.4	11.1	10.1	9.5	9.1	103
110	15.8	14.2	12.9	13.5	13	12.6	11.5	10.9	10.7	9.7	9.1	8.8	110
117	14.8	13.8	12.6	12.7	12.4	12.2	10.9	10.4	10.3	9.3	8.8	8.5	117
124	13.9	13.3	12.4	12.1	11.9	11.9	10.4	10	9.9	8.9	8.5	8.2	124
131	12.9	12.8	12.1	11.4	11.3	11.4	9.8	9.6	9.5	8.5	8.1	8	131
138	12.1	12.2	11.9	10.8	10.7	10.9	9.4	9.2	9.2	8.1	7.8	7.7	138
145	11.3	11.6	11.6	10.2	10.2	10.4	8.9	8.8	8.9	7.7	7.5	7.5	145
152	10.6	11.1	11.3	9.5	9.8	9.9	8.4	8.4	8.5	7.4	7.2	7.2	152
159	9.9	10.4	10.8	8.9	9.2	9.5	8	8	8.2	7	6.9	7	159
166	9.2	9.7	10.1	8.4	8.7	9	7.5	7.7	7.8	6.7	6.6	6.7	166
173	8.7	9.1	9.4	7.8	8.2	8.5	7.1	7.3	7.5	6.3	6.4	6.5	173
180	8.1	8.5	8.7	7.2	7.6	7.9	6.6	6.9	7.1	6	6.1	6.2	180
187	7.6	7.9	8.1	6.8	7.1	7.4	6.2	6.5	6.7	5.6	5.8	6	187
194	7.1	7.4	7.5	6.3	6.6	6.8	5.8	6.1	6.3	5.3	5.5	5.7	194
201	6.6	6.9	7	5.8	6.2	6.3	5.3	5.7	5.9	4.9	5.2	5.4	201
208	6.2	6.4	6.4	5.4	5.7	5.8	4.9	5.3	5.5	4.6	4.9	5.1	208
215	5.7	5.9		5	5.2	5.3	4.5	4.9	5	4.2	4.6	4.8	215
222	5.1			4.6	4.8	4.8	4.1	4.4	4.5	3.8	4.2	4.4	222
229				4.3	4.4		3.7	4	4.1	3.5	3.8	3.9	229
236				3.7	4.1		3.4	3.6	3.6	3.1	3.4	3.4	236
243							3.1	3.2		2.8	3	3	243
250										2.4	2.6	2.6	250

TAB 1555057 / 1555106 / 1555155

▲ For reference only. Operators manual should be consulted and adhered to.

# Lifting capacities on the hydraulically or mechanically variable folding jib Forces de levage à la fléchette pliante à variation hydraulique ou mécanique



ft	43 ft			88 ft			103 ft			132 ft			147 ft			162 ft			ft	
	72 ft			72 ft			72 ft			72 ft			72 ft			72 ft				
	0°	22.5°	45°	0°	22.5°	45°	0°	22.5°	45°	0°	22.5°	45°	0°	22.5°	45°	0°	22.5°	45°		
10	31.8																			10
12	32																			12
14	32.1																			14
16	31.9																			16
18	31.5																			18
20	31.2			29.2			24.2													20
24	29.9			29.2			24.4													24
28	28.5			28.6			24.5			22.6										28
32	27			28.1			24.3			22.8			21.3							32
36	25.5			27.3			24.1			22.7			21.4			19.7				36
40	24.1	19		26.3	18.5		23.7			22.5			21.3			19.7				40
47	21.7	17.6		24.7	18.4		22.8	17.1		22.2			21.1			19.6				47
54	19.4	16.3	13.4	22.9	17.4		21.8	16.9		21.5	16.5		20.7	16.3		19.4				54
61	17.3	15.3	13.3	21.3	16.5	13.2	20.7	16.1		20.8	16.3		20.1	16.1		19.1	15.4			61
68	15.3	14.4	12.8	19.8	15.7	13.1	19.6	15.5	12.8	20	15.7		19.5	15.5		18.6	15.3			68
75	13.8	13.6	12.4	18.4	15	12.8	18.6	14.9	12.7	19.1	15.1	12.5	18.8	15	12.5	18.1	14.8			75
82	12.4	13	12.1	17.1	14.4	12.5	17.6	14.3	12.4	18.3	14.6	12.4	18.1	14.6	12.4	17.5	14.4	12.2		82
89	11.4	12.5	12	15.8	13.8	12.2	16.6	13.8	12.1	17.5	14.2	12.2	17.4	14.2	12.2	17	14	12.1		89
96	10.5	12.2	12	14.5	13.4	12	15.7	13.3	11.8	16.8	13.8	12	16.8	13.8	12	16.4	13.6	11.9		96
103	9.7	12.1		13.5	13	11.9	14.7	12.7	11.5	16	13.4	11.8	16.1	13.4	11.9	15.9	13.3	11.8		103
110				12.7	12.6	11.8	13.7	12.2	11.2	15.3	12.9	11.5	15.4	13	11.7	15.3	12.9	11.6		110
117				11.9	12.3	11.8	13	11.7	11	14.6	12.4	11.3	14.8	12.6	11.4	14.7	12.6	11.4		117
124				11.2	12.1	11.8	12.3	11.2	10.7	13.8	12	11.1	14.1	12.2	11.2	14.2	12.2	11.2		124
131				10.6	11.9	11.8	11.7	10.8	10.5	13.1	11.6	10.9	13.6	11.8	10.9	13.6	11.9	10.9		131
138				10.1	11.9		11.1	10.4	10.4	12.5	11.2	10.7	13	11.4	10.8	13	11.5	10.8		138
145				9.6			10.7	10.1	10.4	12	10.8	10.5	12.4	11.1	10.6	12.4	11.2	10.6		145
152							10.2	9.9		11.5	10.5	10.4	11.9	10.8	10.4	11.8	10.9	10.4		152
159							9.9			11.1	10.3	10.3	11.5	10.5	10.3	11.2	10.6	10.3		159
166										10.7	10	10.2	11.1	10.3	10.2	10.6	10.4	10.2		166
173										10.3	9.9	10.2	10.7	10	10.2	10	10	10		173
180										10	9.7		10.4	9.8	10.2	9.4	9.6	9.7		180
187										9.7	9.7		10	9.7	10.2	8.8	9.1	9.3		187
194													9.7	9.6		8.3	8.6	8.8		194
201													9			7.8	8.1	8.2		201
208																7.3	7.6			208
215																6.8	7			215

TAB 1555064 / 1555113 / 1555162

▲ For reference only. Operators manual should be consulted and adhered to.

# Lifting capacities on the hydraulically or mechanically variable folding jib Forces de levage à la fléchette pliante à variation hydraulique ou mécanique




ft	177 ft			191 ft			206 ft			221 ft			ft
	72 ft			72 ft			72 ft			72 ft			
	0°	22.5°	45°	0°	22.5°	45°	0°	22.5°	45°	0°	22.5°	45°	
40	17.7			15.6			13.3						40
47	17.8			15.6			13.3			10.7			47
54	17.7			15.4			13			10.7			54
61	17.5			15.2			12.8			10.6			61
68	17.3	14.5		15			12.6			10.4			68
75	16.8	14.4		14.8	13.5		12.5			10.3			75
82	16.4	14		14.6	13.4		12.2	11.8		10.1			82
89	16	13.7	11.9	14.4	13.1		11.9	11.6		9.9	9.4		89
96	15.6	13.4	11.8	14	12.9	11.5	11.7	11.2		9.7	9.2		96
103	15.1	13.1	11.7	13.5	12.6	11.4	11.3	10.7	10.4	9.4	8.8	8.4	103
110	14.7	12.8	11.5	12.8	12.2	11.3	10.9	10.3	10.1	9.1	8.5	8.2	110
117	14.1	12.4	11.3	12.2	11.8	11.1	10.4	9.9	9.8	8.8	8.2	7.9	117
124	13.4	12.1	11.1	11.6	11.4	10.9	9.9	9.5	9.4	8.4	7.9	7.7	124
131	12.6	11.7	10.9	11	10.9	10.7	9.5	9.1	9.1	8.1	7.6	7.4	131
138	11.9	11.4	10.7	10.5	10.4	10.4	9	8.8	8.7	7.7	7.4	7.2	138
145	11.2	11.1	10.5	9.9	9.9	10	8.6	8.5	8.4	7.3	7.1	7	145
152	10.5	10.7	10.4	9.4	9.5	9.6	8.2	8.1	8.2	7	6.8	6.8	152
159	9.9	10.4	10.2	8.8	9.1	9.3	7.8	7.8	7.9	6.8	6.6	6.6	159
166	9.3	9.8	10	8.3	8.6	8.9	7.4	7.5	7.6	6.4	6.3	6.4	166
173	8.6	9.2	9.4	7.8	8.2	8.5	7	7.1	7.3	6.1	6.1	6.2	173
180	8.1	8.6	8.9	7.3	7.7	8	6.6	6.8	7	5.8	5.9	6	180
187	7.6	8	8.3	6.8	7.2	7.5	6.2	6.5	6.7	5.5	5.6	5.8	187
194	7.2	7.5	7.8	6.3	6.7	7	5.8	6.1	6.3	5.2	5.4	5.6	194
201	6.7	7	7.2	5.9	6.3	6.5	5.4	5.7	6	4.9	5.1	5.3	201
208	6.2	6.5	6.7	5.5	5.9	6	5	5.4	5.6	4.6	4.9	5.1	208
215	5.8	6.1	6.1	5.1	5.4	5.5	4.6	5	5.2	4.2	4.6	4.8	215
222	5.4	5.7		4.7	5	5.1	4.2	4.6	4.7	3.9	4.3	4.5	222
229	5	5.2		4.4	4.6	4.6	3.8	4.2	4.3	3.5	3.9	4.1	229
236				4	4.2	4.1	3.5	3.8	3.8	3.2	3.6	3.7	236
243							3.2	3.4	3.4	2.8	3.2	3.2	243
250							2.9	3		2.5	2.8	2.8	250
257											2.4		257

TAB 1555064 / 1555113 / 1555162

▲ For reference only.  
Operators manual should be consulted and adhered to.

# Lifting heights Hauteurs de levage



▲ For reference only.  
Operators manual should be consulted and adhered to.

# Lifting capacities on the hydraulically or mechanically variable folding jib

## Forces de levage à la fléchette pliante à variation hydraulique ou mécanique



ft	43 ft			88 ft			103 ft			132 ft			147 ft			162 ft			ft
	86 ft			86 ft			86 ft			86 ft			86 ft			86 ft			
	0°	22.5°	45°	0°	22.5°	45°	0°	22.5°	45°	0°	22.5°	45°	0°	22.5°	45°	0°	22.5°	45°	
14	31.3																		14
16	31.5																		16
18	31.3																		18
20	31																		20
24	29.9			27.7			22.6												24
28	28.3			27.6			22.8												28
32	26.5			26.9			22.8			20.6									32
36	24.7			26.1			22.7			20.7			19.1						36
40	22.8			25			22.5			20.7			19.2			17.4			40
47	19.6	16.2		22.9			21.7			20.4			19			17.4			47
54	17	14.7		20.9	14.6		20.5	14.2		20			18.8			17.2			54
61	14.8	13.5		19	14.4		19.3	14		19.1	13.6		18.2			16.9			61
68	13.1	12.5	10.2	17.3	13.6		18.1	13.3		18.2	13.4		17.5	12.9		16.5			68
75	11.7	11.6	10	15.7	12.8	10	16.8	12.6		17.3	12.8		16.8	12.7		15.9	12.2		75
82	10.5	10.9	9.5	14.2	12.1	9.9	15.6	12	9.6	16.4	12.3		16	12.2		15.4	12		82
89	9.6	10.2	9.1	12.9	11.5	9.5	14.5	11.5	9.5	15.5	11.8	9.4	15.3	11.7	9.4	14.8	11.6		89
96	8.8	9.7	8.8	12	11	9.3	13.3	11	9.2	14.6	11.3	9.3	14.6	11.3	9.2	14.2	11.2	9.1	96
103	8.1	9.2	8.7	11.1	10.5	9	12.4	10.5	9	13.8	10.9	9.1	13.9	10.9	9.1	13.7	10.8	9	103
110	7.5	8.9	8.6	10.3	10.1	8.8	11.7	10.1	8.8	13	10.5	8.9	13.2	10.6	8.9	13.1	10.5	8.8	110
117	7	8.7		9.6	9.7	8.6	10.9	9.7	8.6	12.2	10.2	8.7	12.6	10.2	8.7	12.6	10.2	8.7	117
124				9.1	9.3	8.5	10.2	9.3	8.5	11.6	9.8	8.6	12	9.9	8.6	12	9.9	8.6	124
131				8.5	9.1	8.5	9.7	8.9	8.3	11	9.5	8.5	11.4	9.6	8.5	11.5	9.6	8.5	131
138				8	8.9	8.5	9.2	8.6	8.2	10.4	9.2	8.3	10.9	9.3	8.4	11	9.4	8.4	138
145				7.6	8.7	8.5	8.7	8.3	8	9.9	8.9	8.2	10.4	9	8.3	10.6	9.1	8.3	145
152				7.2	8.6		8.2	8	8	9.4	8.6	8.1	9.9	8.8	8.1	10.2	8.8	8.2	152
159				6.9			7.9	7.7	8	9	8.3	8	9.4	8.5	8	9.7	8.6	8.1	159
166							7.5	7.6		8.6	8.1	8	9.1	8.3	8	9.3	8.4	8	166
173							7.2			8.2	7.9	7.9	8.7	8	7.9	8.9	8.2	7.9	173
180										7.9	7.7	7.9	8.3	7.9	7.8	8.5	7.9	7.8	180
187										7.6	7.5	7.9	8	7.7	7.8	8	7.7	7.7	187
194										7.4	7.5		7.8	7.5	7.8	7.6	7.5	7.6	194
201										7.1	7.4		7.5	7.5	7.8	7.1	7.3	7.6	201
208													7.3	7.4		6.7	7	7.2	208
215													7.1			6.3	6.6	6.6	215
222																5.9	6.1		222
229																5.3	5.6		229

TAB 1555071 / 1555120 / 1555169

▲ For reference only. Operators manual should be consulted and adhered to.

# Lifting capacities on the hydraulically or mechanically variable folding jib Forces de levage à la fléchette pliante à variation hydraulique ou mécanique



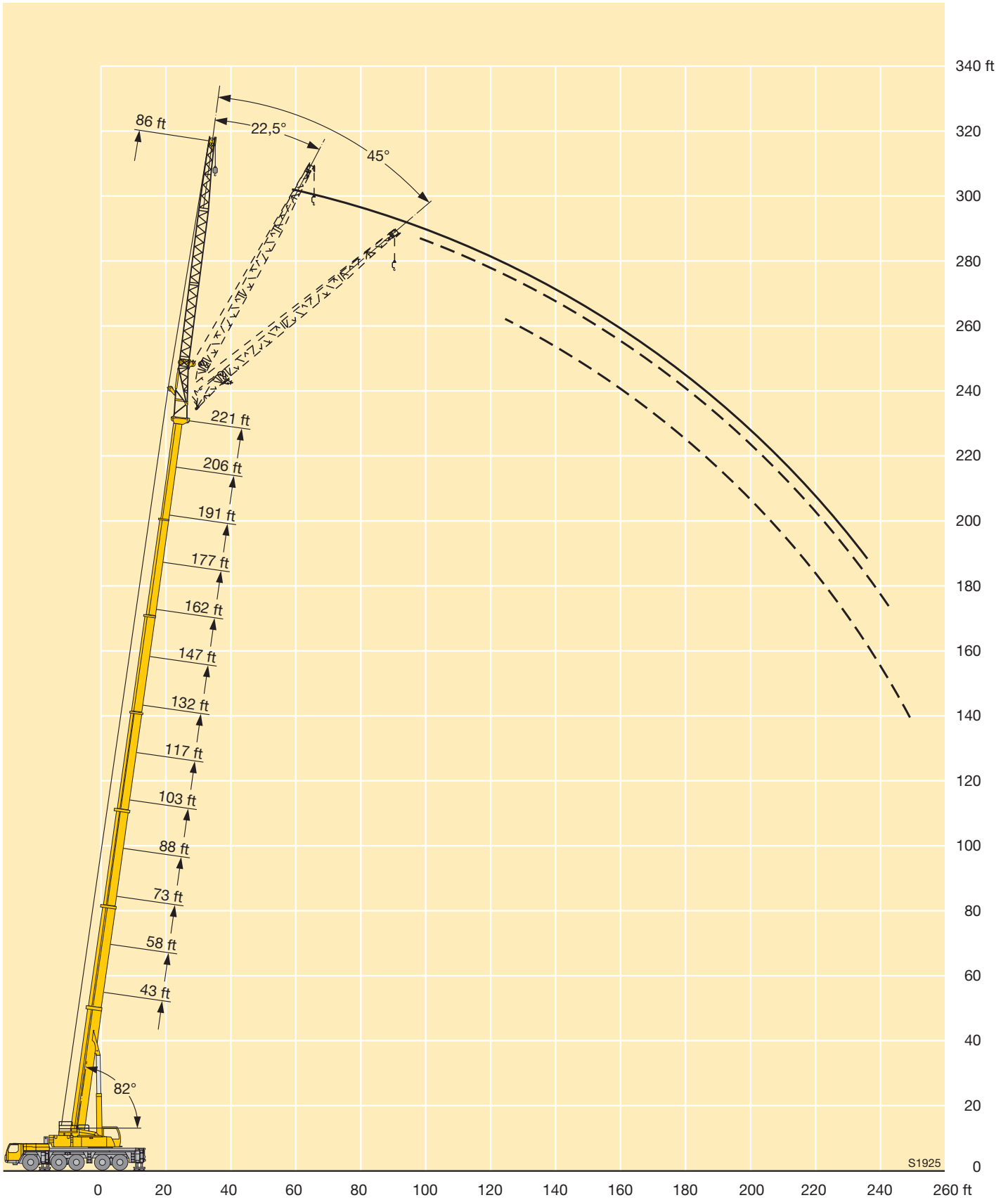
ft	177 ft			191 ft			206 ft			221 ft			ft
	86 ft			86 ft			86 ft			86 ft			
	0°	22.5°	45°	0°	22.5°	45°	0°	22.5°	45°	0°	22.5°	45°	
40	15.4			13.3									40
47	15.4			13.3			10.9						47
54	15.3			13			10.8			8.6			54
61	15			12.8			10.6			8.5			61
68	14.8			12.6			10.4			8.4			68
75	14.5	11.8		12.4			10.2			8.3			75
82	14.2	11.6		12.2	10.9		10			8.1			82
89	13.9	11.3		12.1	10.7		9.9	9.7		8			89
96	13.5	10.9		11.9	10.5		9.7	9.5		7.9	7.6		96
103	13.1	10.6	8.8	11.7	10.2		9.6	9.3		7.7	7.4		103
110	12.7	10.3	8.7	11.3	9.9	8.5	9.4	8.9		7.6	7.1		110
117	12.2	10	8.6	10.8	9.7	8.4	9.1	8.5	8.2	7.5	6.8		117
124	11.8	9.7	8.5	10.3	9.5	8.3	8.7	8.2	8	7.2	6.6	6.3	124
131	11.3	9.5	8.4	9.9	9.2	8.3	8.3	7.8	7.8	6.9	6.3	6.1	131
138	10.7	9.3	8.3	9.4	8.9	8.2	7.9	7.5	7.5	6.6	6.1	5.9	138
145	10.2	9	8.2	8.9	8.6	8.1	7.5	7.2	7.2	6.3	5.8	5.7	145
152	9.7	8.8	8.1	8.4	8.3	8	7.2	6.9	6.9	6	5.6	5.5	152
159	9.1	8.6	8	7.9	8	7.9	6.8	6.7	6.7	5.7	5.5	5.3	159
166	8.6	8.4	7.9	7.5	7.7	7.8	6.5	6.4	6.4	5.4	5.3	5.2	166
173	8	8.1	7.8	7.1	7.3	7.5	6.1	6.1	6.2	5.2	5.1	5	173
180	7.5	7.7	7.7	6.6	6.9	7.2	5.8	5.9	6	4.9	4.9	4.9	180
187	7	7.3	7.4	6.2	6.6	6.9	5.4	5.6	5.7	4.6	4.7	4.7	187
194	6.5	6.9	7.2	5.7	6.2	6.5	5	5.3	5.5	4.3	4.5	4.5	194
201	6.1	6.5	6.8	5.3	5.8	6.1	4.6	5	5.2	4	4.2	4.4	201
208	5.6	6.1	6.3	4.9	5.4	5.7	4.2	4.7	4.9	3.7	4	4.2	208
215	5.2	5.6	5.8	4.5	4.9	5.2	3.9	4.3	4.6	3.4	3.7	4	215
222	4.9	5.2	5.2	4.1	4.5	4.7	3.5	4	4.3	3.1	3.5	3.7	222
229	4.5	4.8	4.7	3.7	4.1	4.2	3.1	3.6	3.8	2.7	3.2	3.4	229
236	4.1	4.4		3.3	3.7	3.7	2.8	3.2	3.4	2.4	2.9	3.2	236
243				3	3.3		2.4	2.8	2.9		2.5	2.7	243
250				2.6	2.9			2.4					250

TAB 1555071 / 1555120 / 1555169

▲ For reference only.  
Operators manual should be consulted and adhered to.



# Lifting heights Hauteurs de levage



▲ For reference only.  
Operators manual should be consulted and adhered to.

# Lifting capacities on the hydraulically or mechanically variable folding jib Forces de levage à la fléchette pliante à variation hydraulique ou mécanique



ft	43 ft			88 ft			103 ft			132 ft			147 ft			162 ft			ft
	95 ft			95 ft			95 ft			95 ft			95 ft			95 ft			
	0°	22.5°	45°	0°	22.5°	45°	0°	22.5°	45°	0°	22.5°	45°	0°	22.5°	45°	0°	22.5°	45°	
18	21.1																		18
20	21.3			19															20
24	21.5			19.1															24
28	21.4			19.3			17.2												28
32	20.9			19.4			17.3			16									32
36	20.3			19.5			17.4			16.1			15.2						36
40	19.5			19.4			17.4			16.1			15.2			14.1			40
47	17.8	13.3		18.6			17.1			16.1			15.2			14.2			47
54	16.2	13.1		17.7	12.8		16.4			16			15.2			14.1			54
61	14.6	12.1		16.6	12.6		15.7	11.8		15.5			15			14.1			61
68	13.1	11.2		15.6	11.9		14.9	11.6		14.9	11.3		14.5			13.9			68
75	11.9	10.5	8.7	14.6	11.2		14.1	11		14.4	11.1		14	10.8		13.5	10.6		75
82	10.7	9.8	8.5	13.6	10.7	8.5	13.4	10.5		13.8	10.7		13.5	10.6		13.1	10.4		82
89	9.7	9.2	8.1	12.7	10.2	8.4	12.6	10.1	8.2	13.1	10.3		13	10.2		12.6	10.1		89
96	8.9	8.7	7.8	11.9	9.7	8.1	11.9	9.6	8.1	12.5	9.9	8	12.5	9.8	8	12.2	9.7		96
103	8.2	8.3	7.6	11.1	9.3	7.9	11.3	9.3	7.8	12	9.5	7.9	12	9.5	7.9	11.8	9.4	7.8	103
110	7.6	7.9	7.4	10.3	8.9	7.7	10.6	8.9	7.7	11.5	9.2	7.7	11.5	9.2	7.7	11.3	9.1	7.6	110
117	7	7.6	7.4	9.6	8.6	7.5	10	8.6	7.5	11	8.9	7.6	11.1	9	7.6	10.9	8.9	7.5	117
124	6.5	7.5		9	8.3	7.4	9.4	8.3	7.4	10.5	8.6	7.5	10.6	8.7	7.4	10.6	8.6	7.4	124
131				8.5	8	7.3	8.8	8.1	7.3	10	8.4	7.3	10.2	8.4	7.3	10.2	8.4	7.3	131
138				7.9	7.8	7.3	8.4	7.8	7.2	9.5	8.2	7.3	9.8	8.2	7.3	9.8	8.2	7.2	138
145				7.5	7.6	7.3	8	7.7	7.2	9	7.9	7.2	9.4	8	7.2	9.5	8	7.1	145
152				7.1	7.4	7.3	7.5	7.4	7.2	8.5	7.8	7.1	9	7.8	7.1	9.1	7.8	7.1	152
159				6.7	7.3		7.2	7.2	7.2	8.2	7.6	7.1	8.6	7.6	7.1	8.8	7.7	7	159
166				6.4	7.3		6.9	7	7.2	7.9	7.4	7.1	8.2	7.5	7.1	8.4	7.5	7	166
173							6.6	6.8		7.5	7.3	7.1	7.9	7.4	7.1	8.1	7.4	7	173
180							6.4	6.8		7.2	7.1	7.1	7.6	7.2	7.1	7.8	7.3	7	180
187										6.9	6.9	7.1	7.3	7.1	7.1	7.5	7.1	7	187
194										6.7	6.8	7.1	7	6.9	7.1	7.3	7	7	194
201										6.5	6.7		6.8	6.8	7.1	7	6.9	7	201
208										6.3	6.7		6.6	6.7	7.1	6.7	6.7	7	208
215										3.5			6.4	6.7		6.4	6.6	6.8	215
222													6.2	6.7		6	6.3	6.4	222
229																5.6	5.8		229
236																5.1	5.4		236

TAB 1555078 / 1555127 / 1555176

▲ For reference only. Operators manual should be consulted and adhered to.

# Lifting capacities on the hydraulically or mechanically variable folding jib Forces de levage à la fléchette pliante à variation hydraulique ou mécanique

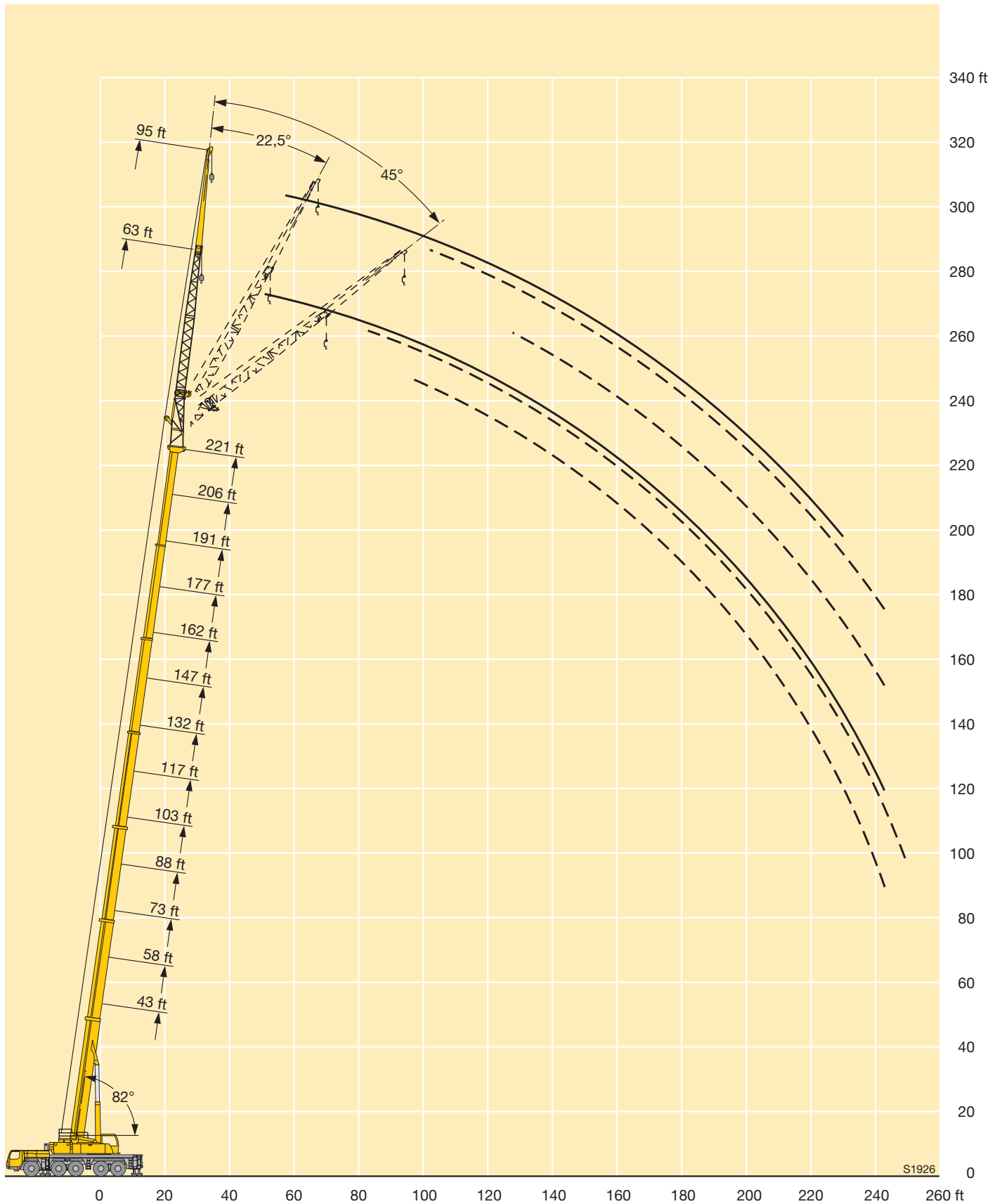


ft	177 ft			191 ft			206 ft			221 ft			ft
	95 ft			95 ft			95 ft			95 ft			
	0°	22.5°	45°	0°	22.5°	45°	0°	22.5°	45°	0°	22.5°	45°	
47	12.9			11.4			9.6						47
54	12.9			11.3			9.6			7.7			54
61	12.8			11.2			9.4			7.7			61
68	12.7			11			9.2			7.5			68
75	12.5			10.9			9.1			7.4			75
82	12.2	9.9		10.7			8.9			7.3			82
89	11.9	9.8		10.6	9.2		8.8			7.1			89
96	11.6	9.5		10.5	9.1		8.7	8.5		7			96
103	11.3	9.2		10.4	8.9		8.7	8.4		7	6.9		103
110	10.9	9	7.5	10.2	8.6		8.6	8.2		6.9	6.7		110
117	10.6	8.7	7.4	9.9	8.4	7.3	8.4	8		6.9	6.4		117
124	10.2	8.5	7.3	9.6	8.2	7.2	8.1	7.8	7	6.8	6.2		124
131	9.9	8.3	7.2	9.3	8.1	7.1	7.8	7.5	7	6.5	6	5.7	131
138	9.7	8.1	7.1	9	7.9	7	7.5	7.2	6.9	6.3	5.8	5.6	138
145	9.4	7.9	7.1	8.6	7.7	7	7.2	6.9	6.8	6	5.5	5.4	145
152	9.1	7.7	7	8.2	7.6	6.9	6.9	6.6	6.6	5.7	5.3	5.2	152
159	8.8	7.6	7	7.8	7.4	6.9	6.6	6.4	6.4	5.5	5.2	5	159
166	8.3	7.5	6.9	7.4	7.3	6.9	6.3	6.1	6.2	5.2	5	4.9	166
173	7.9	7.3	6.9	7	7	6.8	6	5.9	6	4.9	4.8	4.7	173
180	7.4	7.2	6.9	6.6	6.7	6.7	5.7	5.6	5.7	4.7	4.6	4.6	180
187	7	6.9	6.9	6.2	6.5	6.6	5.3	5.4	5.5	4.4	4.4	4.5	187
194	6.5	6.7	6.8	5.8	6.2	6.4	5	5.2	5.3	4.2	4.2	4.3	194
201	6.1	6.5	6.7	5.3	5.8	6.1	4.6	5	5.1	3.9	4.1	4.2	201
208	5.7	6.2	6.5	4.9	5.5	5.8	4.2	4.7	4.9	3.6	3.9	4.1	208
215	5.3	5.8	6	4.5	5.1	5.4	3.9	4.4	4.7	3.4	3.7	3.9	215
222	4.9	5.4	5.5	4.2	4.7	5	3.5	4	4.4	3.1	3.5	3.7	222
229	4.6	4.9	5	3.8	4.3	4.5	3.2	3.7	4	2.8	3.2	3.5	229
236	4.2	4.6	4.5	3.4	3.9	4	2.9	3.4	3.7	2.5	2.9	3.2	236
243	3.9	4.2		3.1	3.5	3.5	2.5	3	3.2		2.7	2.9	243
250				2.8	3.1			2.6	2.7			2.6	250
257				2.4	2.7								257

TAB 1555078 / 1555127 / 1555176

▲ For reference only.  
Operators manual should be consulted and adhered to.

# Lifting heights Hauteurs de levage



▲ For reference only.  
Operators manual should be consulted and adhered to.

# Lifting capacities on the hydraulically or mechanically variable folding jib

## Forces de levage à la fléchette pliante à variation hydraulique ou mécanique



ft	43 ft			88 ft			103 ft			132 ft			147 ft			162 ft			ft
	118 ft			118 ft			118 ft			118 ft			118 ft			118 ft			
	0°	22.5°	45°	0°	22.5°	45°	0°	22.5°	45°	0°	22.5°	45°	0°	22.5°	45°	0°	22.5°	45°	
28	15.2																		28
32	15.1			13.9															32
36	14.8			13.9			12.6			11.6									36
40	14.3			13.8			12.5			11.7			11						40
47	13.4			13.6			12.4			11.7			11			10.2			47
54	12.4			12.9			12.1			11.5			11			10.2			54
61	11.4	8.8		12.3			11.6			11.3			10.8			10.1			61
68	10.4	8.6		11.6	8.5		11			10.9			10.6			10			68
75	9.6	8		10.9	8.3		10.5	7.8		10.5			10.2			9.8			75
82	8.8	7.5		10.2	7.9		9.9	7.7		10.1	7.5		9.9			9.5			82
89	8	7		9.6	7.4		9.4	7.3		9.6	7.3		9.5	7.1		9.2	7		89
96	7.3	6.5	5.5	9	7		8.9	6.9		9.2	7		9.1	7		8.8	6.9		96
103	6.6	6.1	5.3	8.4	6.7	5.4	8.4	6.6		8.8	6.7		8.7	6.7		8.5	6.6		103
110	6.1	5.8	5.1	7.9	6.4	5.3	8	6.3	5.1	8.4	6.5		8.4	6.5		8.2	6.4		110
117	5.6	5.5	4.9	7.4	6.1	5.1	7.5	6.1	5	8	6.2	5	8	6.2	5	7.9	6.1		117
124	5.1	5.2	4.7	6.9	5.8	4.9	7.1	5.8	4.9	7.6	6	4.9	7.7	6	4.9	7.6	5.9	4.8	124
131	4.8	5	4.6	6.4	5.6	4.8	6.7	5.6	4.8	7.3	5.8	4.8	7.4	5.8	4.8	7.3	5.8	4.7	131
138	4.4	4.8		6.1	5.4	4.7	6.3	5.4	4.7	6.9	5.6	4.7	7.1	5.6	4.7	7	5.6	4.6	138
145	4.1	4.6		5.7	5.1	4.6	5.9	5.2	4.6	6.6	5.4	4.6	6.7	5.4	4.6	6.7	5.4	4.6	145
152				5.3	5	4.5	5.6	5	4.5	6.3	5.2	4.5	6.5	5.3	4.5	6.5	5.3	4.5	152
159				5	4.8	4.5	5.3	4.9	4.4	6	5.1	4.4	6.2	5.1	4.4	6.2	5.1	4.4	159
166				4.7	4.7	4.5	5	4.7	4.4	5.7	4.9	4.4	6	5	4.4	6	5	4.4	166
173				4.5	4.6	4.5	4.8	4.6	4.4	5.5	4.8	4.4	5.7	4.8	4.3	5.8	4.9	4.3	173
180				4.2	4.5		4.5	4.6	4.4	5.2	4.7	4.3	5.4	4.7	4.3	5.6	4.7	4.3	180
187				4	4.5		4.3	4.5	4.4	5	4.6	4.3	5.2	4.6	4.3	5.4	4.6	4.3	187
194				3.9			4.1	4.5		4.7	4.5	4.3	5	4.5	4.3	5.1	4.6	4.3	194
201							4	4.5		4.5	4.4	4.3	4.8	4.4	4.3	4.9	4.5	4.3	201
208							3.9			4.4	4.4	4.3	4.6	4.4	4.3	4.8	4.4	4.3	208
215										4.2	4.4	4.3	4.4	4.4	4.3	4.6	4.3	4.3	215
222										4	4.4		4.2	4.3	4.3	4.4	4.3	4.3	222
229										3.9	4.4		4.1	4.3	4.3	4.2	4.3	4.3	229
236													4	4.3		4.1	4.3	4.3	236
243													3.9			4	4.2		243
250																3.9	4.1		250
257																3.4			257

TAB 1555085 / 1555134 / 1555183

▲ For reference only. Operators manual should be consulted and adhered to.

# Lifting capacities on the hydraulically or mechanically variable folding jib Forces de levage à la fléchette pliante à variation hydraulique ou mécanique

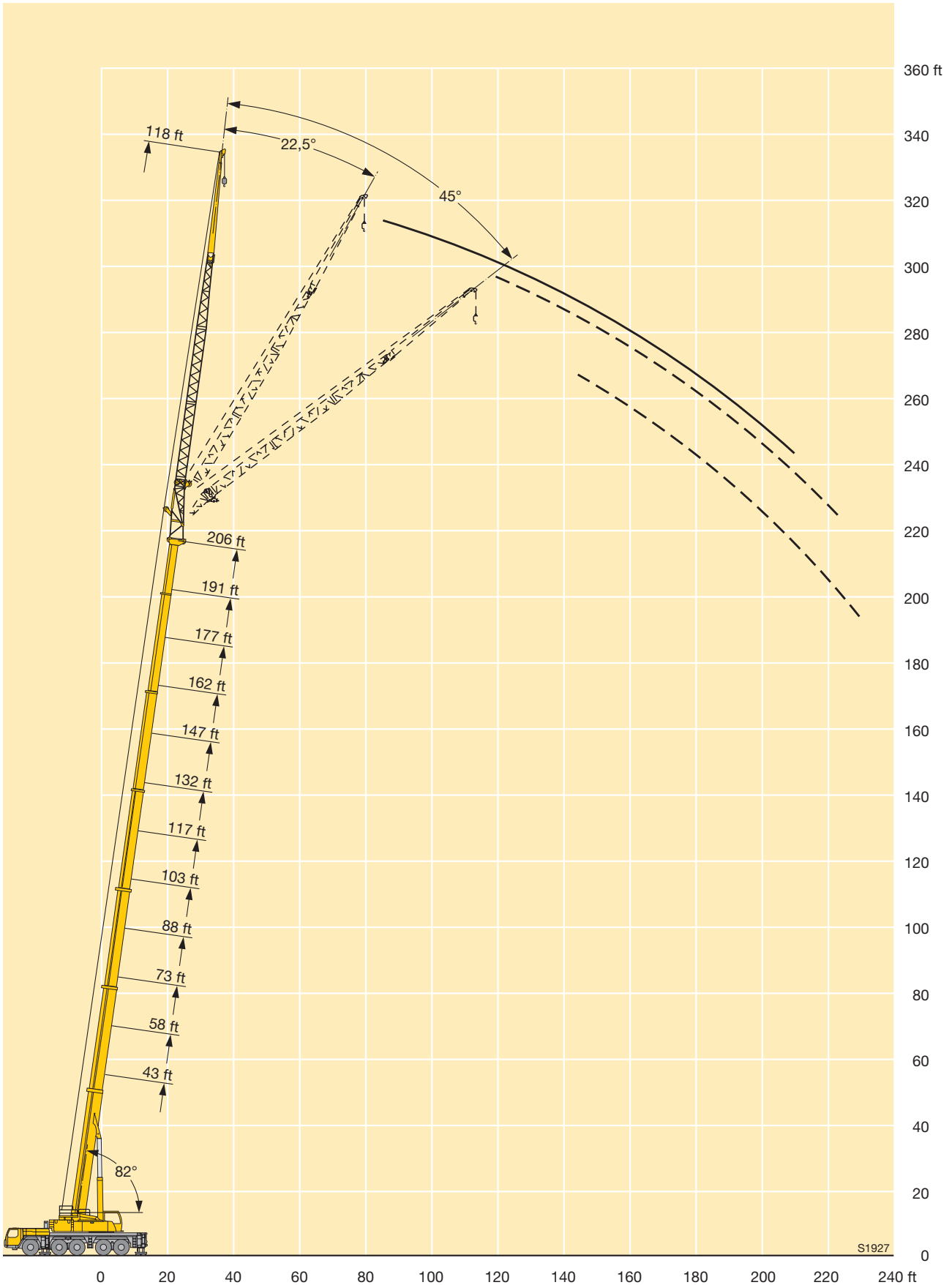


ft	177 ft			191 ft		206 ft			ft
	118 ft			118 ft		118 ft			
	0°	22.5°	45°	0°	22.5°	0°	22.5°	45°	
47	9.2			8.1					47
54	9.2			8.1					54
61	9.2			8.1					61
68	9.2			8		5.8			68
75	9.1			7.9		5.8			75
82	8.9			7.8		5.7			82
89	8.7			7.7		5.6			89
96	8.4	6.6		7.6		5.5			96
103	8.1	6.4		7.5	6.1	5.4			103
110	7.9	6.2		7.3	6	5.4			110
117	7.6	6		7.1	5.8	5.3	5		117
124	7.3	5.8		6.9	5.6	5.2	4.9		124
131	7.1	5.7	4.7	6.7	5.5	5	4.7		131
138	6.8	5.5	4.6	6.5	5.3	4.8	4.5	3.8	138
145	6.6	5.3	4.5	6.3	5.2	4.6	4.3	3.8	145
152	6.4	5.2	4.4	6.1	5.1	4.3	4.1	3.7	152
159	6.2	5	4.4	6	4.9	4.1	3.9	3.6	159
166	6	4.9	4.3	5.8	4.8	3.9	3.7	3.5	166
173	5.8	4.8	4.3	5.6	4.7	3.7	3.5	3.4	173
180	5.6	4.7	4.2	5.4	4.6	3.5	3.4	3.3	180
187	5.4	4.6	4.2	5.2	4.5	3.3	3.2	3.2	187
194	5.2	4.5	4.2	4.9	4.4	3	3	3.1	194
201	5	4.4	4.2	4.6	4.4	2.8	2.9	3	201
208	4.8	4.4	4.2	4.2	4.3	2.6	2.7	2.9	208
215	4.6	4.3	4.2	3.8	4.1	2.3	2.6	2.7	215
222	4.2	4.3	4.2	3.4	3.9		2.4	2.6	222
229	3.9	4.2	4.2	3.1	3.6		2.2	2.5	229
236	3.6	3.9	4.1	2.8	3.4			2.3	236
243	3.3	3.6	3.9	2.4	3.1				243
250	3	3.4	3.5		2.7				250
257	2.6	3.1							257
264		2.7							264

TAB 1555085 / 1555134 / 1555183

▲ For reference only.  
Operators manual should be consulted and adhered to.

# Lifting heights Hauteurs de levage



▲ For reference only.  
Operators manual should be consulted and adhered to.

# Lifting capacities on the hydraulically or mechanically variable folding jib with boom extension

## Forces de levage à la fléchette pliante à variation hydraulique ou mécanique avec télescope rallongé



ft	43 ft + 23 ft			88 ft + 23 ft			103 ft + 23 ft			132 ft + 23 ft			147 ft + 23 ft			162 ft + 23 ft			ft	
	40 ft			40 ft			40 ft			40 ft			40 ft			40 ft				
	0°	22.5°	45°	0°	22.5°	45°	0°	22.5°	45°	0°	22.5°	45°	0°	22.5°	45°	0°	22.5°	45°		
10	46.1																		10	
12	46.1																		12	
14	46.1																		14	
16	46.1																		16	
18	46.1				46.1														18	
20	46.1	38			46.1			45.3											20	
24	45.7	37.2			46.1			44.7											24	
28	43.2	34.6			46.1			42.2			39.3								28	
32	39	32.4			46.1	34.4		39.5			38.4			35.5					32	
36	34.8	30.5	24.7		45.2	33		36.9	29.4		36.8			34.7			31.3		36	
40	32	28.8	23.8		42	31.6	23.7	34.5	27.9	22.4	35.1	26.5		33.6	26.1		30.7		40	
47	27.7	25.8	22.5		37.1	29.3	23.6	30.7	25.5	22.2	32.1	26.1	21.1	31.2	25.9		29.4	23	47	
54	24.5	22.9	21.3		32.9	27.3	22.6	27.7	23.2	20.6	29.3	24	20.8	28.9	24.1	19.7	27.6	22.6	54	
61	21.9	20.4	19.8		29.3	25.2	21.8	25	21.2	19.2	26.8	22.1	19.6	26.8	22.3	19.4	25.9	21.2	18.1	61
68	19.6	18.4	18		26.7	23.3	20.7	22.6	19.5	17.9	24.9	20.6	18.5	24.8	20.6	18.4	24.3	20	17.8	68
75	17.5	16.6	15.9		24.4	21.4	19.4	20.7	18	16.8	23	19.2	17.5	23.1	19.3	17.4	22.7	19	16.9	75
82	15.8	15.1	14.1		22.4	19.8	18	18.8	16.7	15.8	21.3	18.1	16.6	21.4	18.2	16.6	21.3	17.9	16.1	82
89	14.4	13.7	12.3		20.6	18.3	16.6	17.3	15.5	14.9	19.7	16.9	15.7	19.8	17.2	15.8	19.9	16.9	15.4	89
96					19.1	17.1	15.4	16	14.5	14.1	18.2	15.9	15	18.6	16.1	15.1	18.5	16.1	14.7	96
103					17.8	16	14.2	14.8	13.7	13.4	16.9	15	14.3	17.4	15.3	14.4	17.4	15.3	14.1	103
110					16.6	14.9	13.3	13.8	12.9	12.8	15.8	14.1	13.7	16.2	14.6	13.9	16.5	14.5	13.6	110
117					15.5	13.9	12.4	13	12.2	12.2	14.9	13.5	13.1	15.3	13.9	13.3	15.5	14	13	117
124					14.6	13.1	11.7	12.2	11.7	11.7	13.9	12.9	12.6	14.6	13.2	12.7	14.6	13.4	12.5	124
131					13.7	12.4	10.9	11.5	11.1	11.2	13.2	12.3	12.1	13.8	12.7	12.3	13.8	12.9	12.1	131
138								11	10.7	10.7	12.6	11.8	11.7	13	12.2	11.8	13	12.4	11.6	138
145								10.4	10.3		12	11.4	11.2	12.5	11.7	11.3	12.2	11.9	11.2	145
152								9.8			11.4	10.9	10.8	12	11.3	10.9	11.4	11.5	10.9	152
159											11	10.6	10.3	11.5	11	10.5	10.7	11	10.5	159
166											10.6	10.3	10	11	10.6	10.2	10.1	10.4	10	166
173											10.2	10.1	9.7	10.6	10.3	9.9	9.4	9.7	9.6	173
180											9.5	7.4		10.2	10.1	9.6	8.8	9.1	9.1	180
187														9.7	9.8		8.2	8.5	8.6	187
194																	7.7	7.9	7.9	194
201																	7.1	7.4	7.3	201
208																	5.3			208

TAB 1555638 / 1555687 / 1555736

▲ For reference only. Operators manual should be consulted and adhered to.



# Lifting capacities on the hydraulically or mechanically variable folding jib with boom extension

## Forces de levage à la fléchette pliante à variation hydraulique ou mécanique avec télescope rallongé



ft	177 ft + 23 ft			191 ft + 23 ft			206 ft + 23 ft			221 ft + 23 ft			ft
	40 ft			40 ft			40 ft			40 ft			
	0°	22.5°	45°	0°	22.5°	45°	0°	22.5°	45°	0°	22.5°	45°	
40	20.6			20.2									40
47	26			20.1			15.6			12.6			47
54	24.8	19.6		19.6			15.5			12.6			54
61	23.5	19.3	16.6	18.8	16.7		15	14.1		12.2			61
68	22.2	18.4	16.4	17.9	16.5	14.4	14.4	13.9		11.8	10.9		68
75	21	17.6	15.7	17	15.9	14.2	13.8	13.2	12.5	11.3	10.8		75
82	19.8	16.9	15	16	15.3	13.8	13.1	12.6	12.3	10.8	10.3	9.9	82
89	18.6	16.1	14.5	15.1	14.7	13.3	12.5	12.1	11.9	10.4	9.9	9.7	89
96	17.6	15.4	13.9	14.3	13.9	12.9	11.9	11.5	11.4	9.9	9.5	9.3	96
103	16.5	14.8	13.4	13.6	13.2	12.4	11.3	11	10.9	9.4	9.1	8.9	103
110	15.4	14.2	12.9	12.9	12.6	12	10.8	10.5	10.4	9	8.7	8.6	110
117	14.4	13.6	12.5	12.1	12	11.6	10.3	10	10	8.6	8.4	8.3	117
124	13.4	13	12	11.5	11.4	11.2	9.7	9.6	9.5	8.2	8	7.9	124
131	12.4	12.4	11.6	10.9	10.8	10.8	9.2	9.2	9.2	7.8	7.7	7.6	131
138	11.5	11.8	11.3	10.2	10.3	10.4	8.8	8.7	8.8	7.4	7.3	7.3	138
145	10.8	11.1	10.9	9.6	9.7	9.9	8.4	8.3	8.4	7.1	7	7.1	145
152	10.1	10.4	10.4	9	9.2	9.4	7.9	7.9	8	6.8	6.7	6.8	152
159	9.3	9.8	9.8	8.4	8.7	8.8	7.5	7.6	7.7	6.5	6.4	6.5	159
166	8.7	9.1	9.2	7.9	8.1	8.3	7.1	7.1	7.3	6.1	6.2	6.2	166
173	8.1	8.5	8.6	7.3	7.6	7.8	6.6	6.7	6.9	5.8	5.9	5.9	173
180	7.6	7.9	8	6.8	7.1	7.2	6.2	6.3	6.5	5.5	5.6	5.7	180
187	7	7.4	7.5	6.3	6.6	6.7	5.7	5.9	6.1	5.1	5.3	5.4	187
194	6.5	6.8	6.9	5.9	6.1	6.2	5.3	5.5	5.7	4.8	4.9	5.1	194
201	6	6.3	6.4	5.4	5.6	5.7	4.9	5.1	5.3	4.4	4.6	4.7	201
208	5.6	5.9	5.9	5	5.2	5.2	4.5	4.7	4.8	4.1	4.3	4.4	208
215	5.2	5.4	5.4	4.6	4.7	4.8	4	4.2	4.3	3.7	3.9	4	215
222	4.5	4.7		4.2	4.3	4.3	3.6	3.8	3.9	3.3	3.5	3.6	222
229				3.8	3.9	3.9	3.2	3.4	3.4	2.9	3.1	3.2	229
236				3.2	3.4		2.9	3	3	2.6	2.8	2.8	236
243							2.6	2.7					243

TAB 1555638 / 1555687 / 1555736

▲ For reference only. Operators manual should be consulted and adhered to.

# Lifting capacities on the hydraulically or mechanically variable folding jib with boom extension

## Forces de levage à la fléchette pliante à variation hydraulique ou mécanique avec télescope rallongé



ft	43 ft + 23 ft			88 ft + 23 ft			103 ft + 23 ft			132 ft + 23 ft			147 ft + 23 ft			162 ft + 23 ft			ft
	63 ft			63 ft			63 ft			63 ft			63 ft			63 ft			
	0°	22.5°	45°	0°	22.5°	45°	0°	22.5°	45°	0°	22.5°	45°	0°	22.5°	45°	0°	22.5°	45°	
14	41.2																		14
16	41.2																		16
18	40.7																		18
20	40.1			35.1															20
24	38.2			35			29.7												24
28	35.9			34.5			29.6												28
32	33.2			33.5			29.1			26.6			22.9						32
36	30.7			32.3			28.1			26.4			22.8						36
40	28.3	24.1		31	23.1		26.8			25.9			22.7			20.4			40
47	24.3	21.2		28.3	22.8		24.5	17.7		24.2			22.2			20.1			47
54	21.2	18.8	15.6	25.8	20.4		21.9	17.4		22.4	16.6		21.3	16.5		19.5			54
61	18.5	16.9	15.2	23.5	18.8	15.1	19.8	16	13.4	20.7	16.3		20.3	16.1		18.8	15		61
68	16.4	15.2	14	21.2	17.3	14.8	18	14.8	13.1	19.1	15.2	12.8	19	15.1		18	14.7		68
75	14.6	13.8	13	19.3	16	14	16.4	13.8	12.4	17.7	14.3	12.6	17.7	14.3	12.2	16.9	14		75
82	13.2	12.7	12	17.5	14.9	13.3	15	13	11.7	16.4	13.5	12	16.6	13.5	11.9	15.9	13.3	11.5	82
89	12	11.7	11.3	16	13.9	12.6	13.8	12.2	11.1	15.1	12.8	11.4	15.5	12.8	11.4	15	12.6	11.3	89
96	11	10.9	10.6	14.7	13.1	12	12.7	11.5	10.6	14	12.2	10.9	14.4	12.2	11	14.2	12.1	10.9	96
103	10.2	10.1	10	13.6	12.3	11.5	11.8	10.8	10.1	13.2	11.5	10.5	13.5	11.6	10.6	13.4	11.5	10.5	103
110	9.4	9.4	9.6	12.6	11.7	11	11.1	10.3	9.6	12.3	11	10.1	12.8	11.1	10.2	12.7	11.1	10.1	110
117	8.8	8.9		11.8	11.1	10.5	10.3	9.7	9.2	11.5	10.5	9.7	12.1	10.6	9.8	12	10.6	9.8	117
124				11.2	10.5	10.1	9.7	9.2	8.9	10.9	10	9.4	11.4	10.2	9.5	11.5	10.2	9.5	124
131				10.4	10.1	9.8	9.2	8.8	8.5	10.4	9.5	9	10.8	9.8	9.2	11	9.8	9.2	131
138				9.9	9.6	9.5	8.7	8.4	8.2	9.8	9.2	8.7	10.4	9.4	8.9	10.4	9.4	8.9	138
145				9.4	9.2	9.3	8.2	8	8	9.3	8.8	8.5	9.9	9	8.6	10	9.1	8.6	145
152				8.9	8.9		7.8	7.6	7.7	8.9	8.4	8.2	9.4	8.7	8.4	9.6	8.7	8.4	152
159				8.6			7.4	7.3	7.5	8.5	8.1	8	9	8.3	8.1	9.2	8.4	8.2	159
166							7.1	7.1		8.1	7.8	7.8	8.6	8	7.9	8.8	8.2	8	166
173							6.8	6.9		7.7	7.5	7.6	8.3	7.8	7.7	8.4	7.9	7.8	173
180										7.4	7.3	7.5	7.9	7.5	7.6	8	7.6	7.6	180
187										7.1	7.1	7.4	7.6	7.3	7.4	7.5	7.4	7.4	187
194										6.9	6.9		7.4	7.1	7.3	7.1	7.1	7.2	194
201										6.7	4.1		7.1	6.9	7.3	6.7	6.9	7.1	201
208													6.9	6.8		6.3	6.5	6.7	208
215													6.7			5.9	6.1	6.1	215
222																5.4	5.7		222
229																4.7	5.1		229

TAB 1555645 / 1555694 / 1555743

▲ For reference only. Operators manual should be consulted and adhered to.

# Lifting capacities on the hydraulically or mechanically variable folding jib with boom extension

## Forces de levage à la fléchette pliante à variation hydraulique ou mécanique avec télescope rallongé



ft	177 ft + 23 ft			191 ft + 23 ft			206 ft + 23 ft			221 ft + 23 ft			ft
	63 ft			63 ft			63 ft			63 ft			
	0°	22.5°	45°	0°	22.5°	45°	0°	22.5°	45°	0°	22.5°	45°	
40	17.5												40
47	17.4			14.4			11.7						47
54	16.9			14.3			11.6			9.2			54
61	16.6			14			11.4			9.1			61
68	16.2	13.7		13.8			11.2			9			68
75	15.7	13.4		13.6	12.3		11			8.8			75
82	15	12.8		13.2	12		10.7	10.2		8.5			82
89	14.2	12.2	10.9	12.7	11.6		10.4	9.9		8.3	7.7		89
96	13.5	11.7	10.6	12.1	11.1	10.1	9.9	9.5		8	7.5		96
103	12.9	11.2	10.2	11.5	10.7	9.9	9.4	9.1	8.4	7.6	7.2	7	103
110	12.3	10.8	9.9	11	10.3	9.6	9	8.7	8.6	7.3	6.9	6.8	110
117	11.7	10.4	9.6	10.5	10	9.3	8.6	8.3	8.3	7	6.6	6.5	117
124	11.2	10	9.3	9.9	9.6	9	8.2	7.9	7.9	6.6	6.3	6.2	124
131	10.7	9.7	9.1	9.4	9.2	8.8	7.8	7.5	7.6	6.3	6.1	6	131
138	10.2	9.3	8.8	8.9	8.8	8.5	7.4	7.2	7.2	6	5.8	5.8	138
145	9.8	9	8.5	8.4	8.4	8.3	7.1	6.9	6.9	5.8	5.6	5.5	145
152	9.3	8.7	8.3	8	8	8	6.7	6.6	6.7	5.5	5.3	5.3	152
159	8.7	8.4	8.1	7.5	7.6	7.8	6.4	6.3	6.4	5.2	5.1	5.1	159
166	8.2	8.1	7.9	7.1	7.3	7.4	6	6	6.1	4.9	4.9	4.9	166
173	7.6	7.7	7.7	6.6	6.9	7.1	5.7	5.7	5.8	4.6	4.7	4.7	173
180	7.1	7.3	7.4	6.2	6.5	6.7	5.3	5.5	5.6	4.3	4.5	4.5	180
187	6.6	6.9	7	5.7	6.1	6.3	4.9	5.2	5.3	4.1	4.2	4.3	187
194	6.1	6.5	6.7	5.3	5.7	5.9	4.5	4.9	5	3.8	4	4.1	194
201	5.7	6	6.2	4.8	5.3	5.5	4.1	4.5	4.7	3.5	3.7	3.9	201
208	5.2	5.6	5.7	4.4	4.8	5	3.8	4.1	4.4	3.2	3.5	3.7	208
215	4.8	5.1	5.2	4	4.4	4.6	3.4	3.8	4	2.9	3.2	3.4	215
222	4.4	4.7	4.7	3.6	4	4.1	3	3.4	3.6	2.6	2.9	3.1	222
229	4.1	4.3	4.3	3.2	3.5	3.6	2.7	3	3.2	2.3	2.6	2.8	229
236	3.6	3.9	3.8	2.9	3.1	3.2	2.3	2.6	2.7		2.3	2.5	236
243				2.5	2.7	2.7							243

TAB 1555645 / 1555694 / 1555743

▲ For reference only. Operators manual should be consulted and adhered to.

# Lifting capacities on the hydraulically or mechanically variable folding jib with boom extension

## Forces de levage à la fléchette pliante à variation hydraulique ou mécanique avec télescope rallongé



ft	43 ft + 23 ft			88 ft + 23 ft			103 ft + 23 ft			132 ft + 23 ft			147 ft + 23 ft			162 ft + 23 ft			ft
	72 ft			72 ft			72 ft			72 ft			72 ft			72 ft			
	0°	22.5°	45°	0°	22.5°	45°	0°	22.5°	45°	0°	22.5°	45°	0°	22.5°	45°	0°	22.5°	45°	
14	27.9																		14
16	28																		16
18	28.1																		18
20	28																		20
24	27.6			23.3															24
28	27.1			23.3			20.6												28
32	26.3			23.3			20.7			19									32
36	25.5			23.2			20.6			19			17.7						36
40	24.2	18.1		23			20.6			19			17.7			16.2			40
47	21.7	18		22.4	17.5		20.2			19			17.7			16.2			47
54	19.3	16.8		21.6	17.3		19.1	15		18.7			17.6			16.2			54
61	17.2	15.5	13.1	20.3	16.4		18.1	14.7		18	14.2		17.3	14		16			61
68	15.3	14.2	12.9	19.1	15.5	12.9	16.7	13.7		17.1	13.9		16.5	13.8		15.7	13		68
75	13.9	13	12.2	17.8	14.5	12.7	15.4	12.8	11.1	16.1	13.2		15.8	13.1		15.1	12.8		75
82	12.5	12	11.4	16.4	13.6	12.2	14.2	12	10.9	15.1	12.4	10.8	15	12.4	10.7	14.4	12.2		82
89	11.4	11.1	10.7	15.1	12.8	11.6	13.2	11.4	10.3	14.1	11.8	10.5	14.2	11.8	10.5	13.8	11.6	10.2	89
96	10.5	10.3	10	14	12.1	11.1	12.3	10.7	9.9	13.2	11.2	10.1	13.4	11.3	10.1	13.1	11.1	10	96
103	9.7	9.6	9.4	13.1	11.4	10.6	11.4	10.1	9.4	12.4	10.7	9.7	12.6	10.7	9.7	12.5	10.6	9.6	103
110	9.1	9	8.9	12.2	10.8	10.1	10.7	9.6	9	11.7	10.2	9.3	11.9	10.3	9.3	11.8	10.2	9.3	110
117	8.4	8.5	8.6	11.4	10.3	9.7	10.1	9.1	8.6	11.1	9.7	9	11.3	9.8	9	11.2	9.8	9	117
124	7.9	8		10.8	9.8	9.3	9.4	8.7	8.3	10.4	9.3	8.6	10.7	9.4	8.7	10.7	9.4	8.7	124
131				10.2	9.3	9	8.9	8.3	8	9.9	8.9	8.3	10.1	9	8.4	10.3	9	8.4	131
138				9.6	8.9	8.8	8.5	7.9	7.7	9.4	8.5	8.1	9.7	8.7	8.2	9.8	8.7	8.2	138
145				9.1	8.6	8.5	8	7.6	7.4	9	8.2	7.8	9.3	8.4	7.9	9.3	8.4	7.9	145
152				8.7	8.3	8.4	7.6	7.2	7.2	8.5	7.9	7.6	8.9	8	7.7	9	8.1	7.7	152
159				8.2	8		7.2	6.9	7	8.2	7.6	7.4	8.4	7.8	7.5	8.6	7.9	7.5	159
166				7.9	7.8		6.9	6.7	6.8	7.8	7.3	7.2	8.1	7.5	7.3	8.3	7.6	7.4	166
173							6.5	6.4		7.4	7	7	7.8	7.2	7.1	7.9	7.4	7.2	173
180							6.3	6.3		7.1	6.8	6.9	7.5	7	7	7.6	7.1	7	180
187										6.9	6.6	6.8	7.2	6.8	6.9	7.3	6.9	6.9	187
194										6.6	6.4	6.7	6.9	6.6	6.7	7	6.7	6.8	194
201										6.4	6.3	4.1	6.6	6.4	6.7	6.7	6.5	6.7	201
208										6.2	6.2		6.4	6.3	6.6	6.3	6.4	6.6	208
215										3.1			6.2	6.2		6	6.2	6.3	215
222													6.1	6.1		5.6	5.8	5.8	222
229																5.2	5.4	5.3	229
236																4.6	5		236

TAB 1555652 / 1555701 / 1555750

▲ For reference only. Operators manual should be consulted and adhered to.

# Lifting capacities on the hydraulically or mechanically variable folding jib with boom extension

## Forces de levage à la fléchette pliante à variation hydraulique ou mécanique avec télescope rallongé

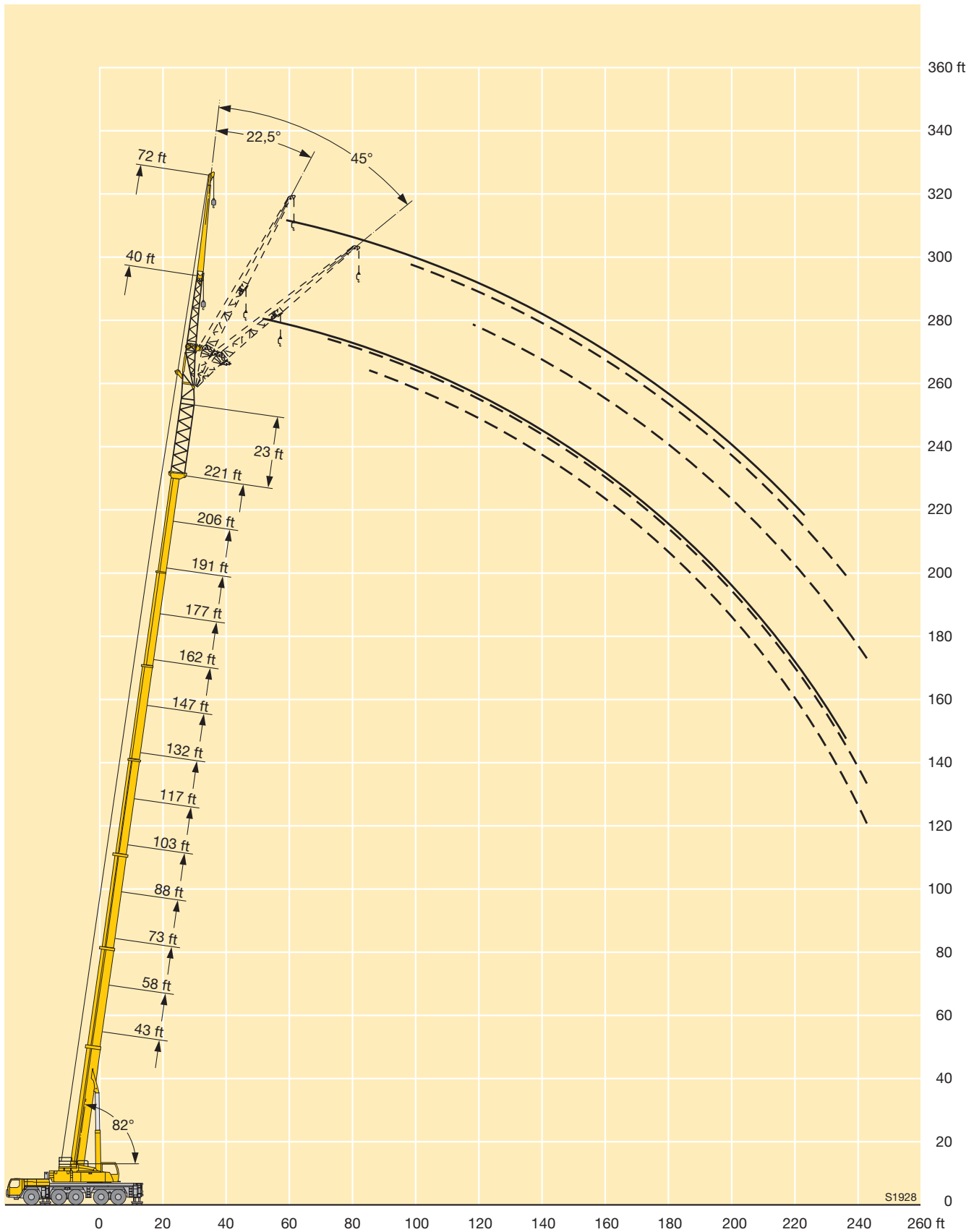


ft	177 ft + 23 ft			191 ft + 23 ft			206 ft + 23 ft			221 ft + 23 ft			ft
	72 ft			72 ft			72 ft			72 ft			
	0°	22.5°	45°	0°	22.5°	45°	0°	22.5°	45°	0°	22.5°	45°	
40	14.6												40
47	14.5			12.5									47
54	14.4			12.5			10.2			8.2			54
61	14.3			12.2			10.1			8.1			61
68	14			12			9.9			8			68
75	13.8	12		11.9			9.8			7.9			75
82	13.4	11.7		11.7	10.9		9.7			7.7			82
89	12.9	11.2		11.4	10.6		9.5	9.1		7.6			89
96	12.5	10.8	9.6	11.2	10.2		9.2	9		7.4	7		96
103	12	10.4	9.4	10.9	9.9	9	8.9	8.6		7.2	6.8		103
110	11.5	10	9.1	10.5	9.5	8.8	8.5	8.3	7.8	6.9	6.5		110
117	11	9.6	8.8	10	9.2	8.5	8.2	7.9	7.7	6.6	6.3	6.1	117
124	10.5	9.2	8.6	9.5	8.9	8.3	7.8	7.6	7.5	6.3	6	5.9	124
131	10	8.9	8.3	9	8.6	8.1	7.5	7.2	7.3	6	5.7	5.7	131
138	9.6	8.6	8.1	8.6	8.3	7.9	7.1	6.9	7	5.8	5.5	5.5	138
145	9.3	8.3	7.9	8.2	8	7.7	6.8	6.7	6.7	5.5	5.3	5.3	145
152	8.9	8	7.7	7.8	7.7	7.5	6.4	6.4	6.4	5.2	5.1	5.1	152
159	8.5	7.8	7.5	7.4	7.4	7.3	6.2	6.1	6.2	4.9	4.9	4.9	159
166	8	7.6	7.3	7	7.1	7.2	5.8	5.8	5.9	4.7	4.7	4.7	166
173	7.5	7.3	7.2	6.6	6.8	6.9	5.5	5.5	5.7	4.4	4.5	4.5	173
180	7.1	7	7	6.1	6.5	6.6	5.2	5.3	5.4	4.2	4.3	4.3	180
187	6.6	6.7	6.8	5.7	6.1	6.3	4.9	5.1	5.2	3.9	4.1	4.2	187
194	6.2	6.4	6.6	5.3	5.7	6	4.5	4.8	5	3.7	3.9	4	194
201	5.8	6.1	6.3	4.9	5.3	5.6	4.2	4.5	4.7	3.4	3.7	3.8	201
208	5.4	5.7	6	4.5	4.9	5.2	3.8	4.2	4.4	3.1	3.4	3.6	208
215	4.9	5.3	5.5	4.1	4.5	4.8	3.4	3.9	4.1	2.9	3.2	3.4	215
222	4.5	4.9	5	3.7	4.1	4.4	3.1	3.5	3.7	2.6	2.9	3.2	222
229	4.2	4.5	4.5	3.3	3.7	3.9	2.7	3.2	3.4	2.3	2.7	2.9	229
236	3.8	4.1	4.1	2.9	3.3	3.4	2.4	2.8	3		2.4	2.6	236
243	3.4	3.7		2.6	2.9	2.9		2.4	2.6				243
250					2.6								250

TAB 1555652 / 1555701 / 1555750

▲ For reference only. Operators manual should be consulted and adhered to.

# Lifting heights Hauteurs de levage



▲ For reference only.  
Operators manual should be consulted and adhered to.

# Lifting capacities on the hydraulically or mechanically variable folding jib with boom extension

## Forces de levage à la fléchette pliante à variation hydraulique ou mécanique avec télescope rallongé



ft	43 ft + 23 ft			88 ft + 23 ft			103 ft + 23 ft			132 ft + 23 ft			147 ft + 23 ft			162 ft + 23 ft			ft
	86 ft			86 ft			86 ft			86 ft			86 ft			86 ft			
	0°	22.5°	45°	0°	22.5°	45°	0°	22.5°	45°	0°	22.5°	45°	0°	22.5°	45°	0°	22.5°	45°	
18	24.4																		18
20	24.5																		20
24	24.5																		24
28	24.6			21.4															28
32	24.3			21.4			18.4												32
36	23.5			21.3			18.4			16.6									36
40	22.6			21.2			18.2			16.6			15.5			14			40
47	20.6	15.3		20.6			17.9			16.5			15.4			14			47
54	18.3	15		19.6	14.6		17			16.2			15.2			13.8			54
61	16.2	13.8		18.4	14.3		15.7	12.1		15.8			14.9			13.6			61
68	14.4	12.6		17	13.4		14.5	11.8		14.9	11.5		14.5			13.3			68
75	12.8	11.5	9.9	15.5	12.5		13.5	11.1		14	11.2		13.8	10.8		13	10.5		75
82	11.6	10.6	9.7	14.2	11.7	9.7	12.4	10.3		13.2	10.6		13	10.5		12.4	10.3		82
89	10.6	9.7	9.2	13.2	10.9	9.6	11.5	9.7	8.5	12.4	10		12.3	10		11.9	9.8		89
96	9.7	9	8.6	12.2	10.3	9.2	10.7	9.1	8.2	11.5	9.5	8.2	11.6	9.5	8.2	11.4	9.4		96
103	8.9	8.4	8	11.2	9.7	8.7	10	8.6	7.8	10.8	9	8	11	9	8	10.8	8.9	7.8	103
110	8.2	7.7	7.5	10.5	9.1	8.3	9.3	8.1	7.4	10.1	8.5	7.6	10.3	8.6	7.6	10.2	8.5	7.6	110
117	7.5	7.2	7.1	9.8	8.6	8	8.7	7.7	7.1	9.6	8.1	7.3	9.7	8.2	7.3	9.7	8.1	7.3	117
124	7	6.8	6.7	9.2	8.1	7.6	8.2	7.3	6.8	9	7.7	7	9.2	7.8	7.1	9.2	7.8	7	124
131	6.5	6.3	6.5	8.6	7.8	7.3	7.7	6.9	6.5	8.5	7.4	6.8	8.7	7.5	6.8	8.7	7.5	6.8	131
138				8.1	7.4	7	7.2	6.5	6.2	8	7	6.5	8.2	7.1	6.6	8.3	7.2	6.6	138
145				7.7	7	6.8	6.8	6.2	6	7.6	6.7	6.3	7.8	6.8	6.4	7.9	6.9	6.4	145
152				7.2	6.7	6.6	6.4	5.9	5.7	7.2	6.4	6.1	7.5	6.6	6.1	7.5	6.6	6.2	152
159				6.8	6.4	6.4	6	5.7	5.5	6.8	6.2	5.9	7.1	6.3	6	7.2	6.4	6	159
166				6.5	6.2	6.3	5.7	5.4	5.4	6.5	5.9	5.7	6.8	6.1	5.8	6.9	6.1	5.8	166
173				6.2	6		5.4	5.2	5.2	6.2	5.7	5.5	6.4	5.8	5.6	6.6	5.9	5.7	173
180				5.9	5.8		5.1	5	5.1	5.9	5.5	5.4	6.1	5.6	5.5	6.3	5.7	5.5	180
187							4.9	4.8		5.6	5.3	5.3	5.9	5.4	5.3	6	5.5	5.4	187
194							4.7	4.7		5.4	5.1	5.2	5.6	5.2	5.2	5.8	5.3	5.3	194
201										5.1	4.9	5.1	5.4	5.1	5.1	5.6	5.2	5.2	201
208										4.9	4.8	5.1	5.2	4.9	5.1	5.4	5	5.1	208
215										4.7	4.6		5	4.8	5	5.1	4.9	5	215
222										4.6	4.6		4.8	4.6	5	4.9	4.7	4.9	222
229													4.6	4.6		4.6	4.6	4.7	229
236													4.5	4.5		4.2	4.4	4.5	236
243																3.7	4.1		243

TAB 1555659 / 1555708 / 1555757

▲ For reference only. Operators manual should be consulted and adhered to.

# Lifting capacities on the hydraulically or mechanically variable folding jib with boom extension

## Forces de levage à la fléchette pliante à variation hydraulique ou mécanique avec télescope rallongé



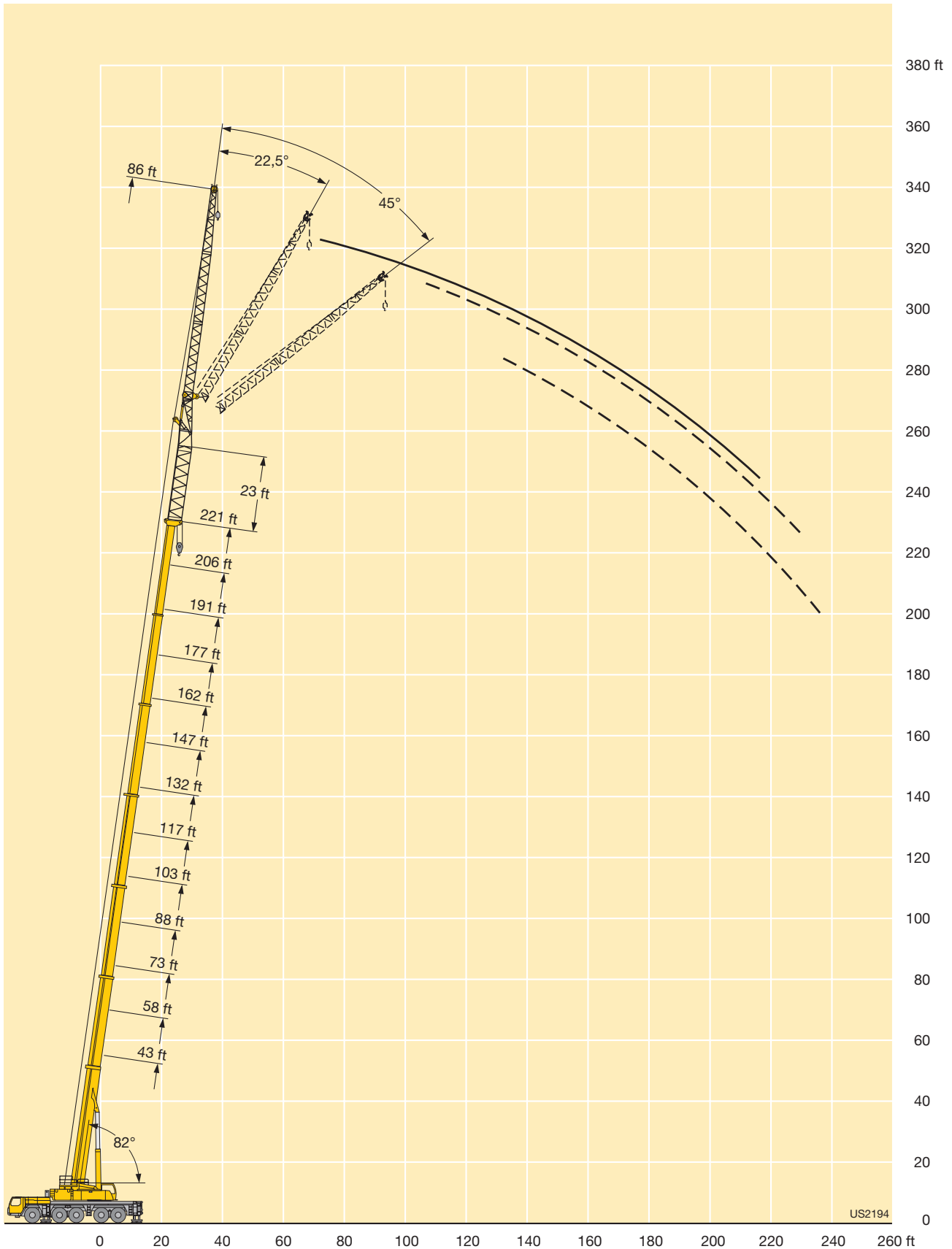
ft	177 ft + 23 ft			191 ft + 23 ft		206 ft + 23 ft			221 ft + 23 ft		ft
	86 ft			86 ft		86 ft			86 ft		
	0°	22.5°	45°	0°	22.5°	0°	22.5°	45°	0°	22.5°	
47	12.2			10.3							47
54	12.1			10.3		8.3					54
61	11.9			10.1		8.2					61
68	11.7			9.9		8.1			6.1		68
75	11.4			9.7		7.9			6		75
82	11.2	9.7		9.6		7.8			5.9		82
89	10.9	9.5		9.4	8.8	7.7			5.8		89
96	10.6	9.1		9.3	8.6	7.6	7.2		5.8		96
103	10.3	8.7		9.2	8.2	7.3	7.2		5.7	5.4	103
110	9.8	8.3	7.3	9	7.9	7.1	7.1		5.4	5.2	110
117	9.4	8	7.1	8.8	7.6	6.8	6.8		5.2	5	117
124	9	7.6	6.9	8.4	7.3	6.6	6.5	4.8	4.9	4.7	124
131	8.5	7.3	6.7	8	7.1	6.3	6.2	4.6	4.7	4.5	131
138	8.1	7.1	6.5	7.6	6.8	5.9	5.9	4.5	4.4	4.3	138
145	7.8	6.8	6.3	7.2	6.6	5.6	5.6	4.3	4.2	4.1	145
152	7.5	6.5	6.1	6.8	6.4	5.3	5.3	4.1	4	3.9	152
159	7.2	6.3	5.9	6.4	6.2	5	5.1	3.9	3.7	3.7	159
166	6.8	6.1	5.8	6	5.9	4.7	4.8	3.7	3.5	3.5	166
173	6.5	5.9	5.6	5.7	5.7	4.4	4.6	3.6	3.3	3.3	173
180	6.1	5.7	5.5	5.3	5.5	4.2	4.3	3.4	3.1	3.2	180
187	5.7	5.5	5.4	4.9	5.2	3.9	4.1	3.2	2.9	3	187
194	5.4	5.3	5.2	4.5	5	3.6	3.8	3	2.6	2.8	194
201	5.1	5.1	5.1	4.1	4.7	3.2	3.6	2.8		2.6	201
208	4.7	4.9	5.1	3.7	4.3	2.9	3.3	2.7		2.4	208
215	4.3	4.7	5	3.3	3.9	2.6	3.1	2.5		2.3	215
222	3.9	4.4	4.6	2.9	3.5	2.3	2.8	2.2			222
229	3.5	3.9	4.1	2.6	3.1		2.5				229
236	3.1	3.5	3.7	2.2	2.7		2.2				236
243	2.8	3.1	3.2								243
250	2.4	2.7	2.6								250

TAB 1555659 / 1555708 / 1555757

▲ For reference only. Operators manual should be consulted and adhered to.



# Lifting heights Hauteurs de levage



▲ For reference only.  
Operators manual should be consulted and adhered to.

# Lifting capacities on the hydraulically or mechanically variable folding jib with boom extension

## Forces de levage à la fléchette pliante à variation hydraulique ou mécanique avec télescope rallongé



ft	43 ft + 23 ft			88 ft + 23 ft			103 ft + 23 ft			132 ft + 23 ft			147 ft + 23 ft			162 ft + 23 ft			ft
	95 ft			95 ft			95 ft			95 ft			95 ft			95 ft			
	0°	22.5°	45°	0°	22.5°	45°	0°	22.5°	45°	0°	22.5°	45°	0°	22.5°	45°	0°	22.5°	45°	
20	18.2																		20
24	18.3																		24
28	18.3			16.4															28
32	18.3			16.5			14.7												32
36	18.1			16.5			14.7			13.6									36
40	17.8			16.5			14.7			13.6			12.8			11.9			40
47	17.1			16.4			14.7			13.6			12.8			11.9			47
54	15.9	12.5		16			14.6			13.6			12.8			11.8			54
61	14.7	12.3		15.5	12		14			13.5			12.7			11.7			61
68	13.4	11.6		14.7	11.8		13.4	10.7		13.2			12.6			11.6			68
75	12.2	10.9		13.8	11.3		12.6	10.4		12.7	10.2		12.2			11.4			75
82	11.1	10.1	8.5	13	10.8		11.7	9.8		12.2	9.9		11.9	9.6		11.1	9.4		82
89	10.2	9.4	8.3	12.2	10.2	8.3	10.8	9.2		11.5	9.4		11.4	9.3		10.8	9.2		89
96	9.3	8.7	8	11.4	9.7	8.2	10.1	8.6	7.7	10.9	8.9		10.9	8.9		10.5	8.7		96
103	8.6	8.1	7.7	10.6	9.1	8	9.5	8.2	7.4	10.2	8.4	7.4	10.3	8.5	7.3	10.1	8.3		103
110	7.9	7.5	7.3	9.9	8.6	7.8	8.8	7.7	7	9.6	8	7.2	9.7	8.1	7.1	9.6	8	7	110
117	7.3	7	6.8	9.3	8.1	7.5	8.3	7.3	6.7	9.1	7.6	6.9	9.1	7.7	6.9	9.1	7.6	6.8	117
124	6.8	6.6	6.4	8.7	7.7	7.1	7.8	6.9	6.4	8.5	7.3	6.6	8.7	7.4	6.6	8.6	7.3	6.6	124
131	6.3	6.1	6.1	8.1	7.3	6.8	7.3	6.5	6.1	8	6.9	6.3	8.3	7	6.4	8.2	7	6.3	131
138	5.9	5.8		7.7	7	6.6	6.9	6.2	5.9	7.6	6.6	6.1	7.8	6.7	6.2	7.8	6.7	6.1	138
145	5.5			7.3	6.7	6.4	6.5	5.9	5.6	7.2	6.4	5.9	7.4	6.4	6	7.5	6.5	5.9	145
152				6.9	6.3	6.1	6.1	5.6	5.4	6.9	6.1	5.7	7.1	6.2	5.7	7.2	6.2	5.8	152
159				6.5	6.1	6	5.8	5.4	5.2	6.5	5.8	5.5	6.8	6	5.5	6.8	6	5.6	159
166				6.2	5.8	5.8	5.5	5.1	5.1	6.2	5.6	5.3	6.4	5.7	5.4	6.5	5.8	5.4	166
173				5.9	5.6	5.7	5.2	4.9	4.9	5.9	5.4	5.2	6.1	5.5	5.2	6.2	5.5	5.3	173
180				5.6	5.4		4.9	4.7	4.8	5.6	5.2	5	5.8	5.3	5.1	6	5.3	5.1	180
187				5.3	5.3		4.7	4.5	4.7	5.4	5	4.9	5.6	5.1	5	5.7	5.2	5	187
194				5.2			4.4	4.4		5.1	4.8	4.8	5.4	4.9	4.8	5.5	5	4.9	194
201							4.3	4.2		4.9	4.6	4.7	5.1	4.8	4.7	5.3	4.9	4.8	201
208							4.1			4.7	4.5	4.6	4.9	4.6	4.7	5.1	4.7	4.7	208
215										4.5	4.4	4.6	4.7	4.5	4.6	4.9	4.6	4.6	215
222										4.3	4.2		4.5	4.3	4.6	4.7	4.4	4.6	222
229										4.2	4.2		4.4	4.3	4.6	4.5	4.3	4.5	229
236													4.2	4.2		4.2	4.2	4.4	236
243																3.9	4	4.2	243
250																3.6	3.8		250

TAB 1555666 / 1555715 / 1555764

▲ For reference only. Operators manual should be consulted and adhered to.

# Lifting capacities on the hydraulically or mechanically variable folding jib with boom extension

## Forces de levage à la fléchette pliante à variation hydraulique ou mécanique avec télescope rallongé




ft	177 ft + 23 ft			191 ft + 23 ft			206 ft + 23 ft			221 ft + 23 ft	ft
	95 ft			95 ft			95 ft			95 ft	
	0°	22.5°	45°	0°	22.5°	45°	0°	22.5°	45°	0°	
47	10.6										47
54	10.6			9			7.3				54
61	10.4			8.9			7.3				61
68	10.3			8.8			7.2				68
75	10.1			8.6			7.1				75
82	9.9			8.5			7				82
89	9.8	8.7		8.4			6.9			4.8	89
96	9.6	8.4		8.3	7.9		6.8			4.7	96
103	9.5	8.1		8.2	7.7		6.6	5.4		4.6	103
110	9.2	7.8		8.1	7.4		6.5	5.2		4.5	110
117	8.8	7.4	6.6	8	7.1		6.3	5		4.5	117
124	8.5	7.1	6.5	7.8	6.8	6.2	6.1	4.7		4.4	124
131	8.1	6.9	6.3	7.5	6.6	6.1	5.9	4.5	4.3	4.3	131
138	7.7	6.6	6	7.2	6.4	5.9	5.6	4.3	4.2	4.1	138
145	7.3	6.4	5.9	6.9	6.1	5.7	5.4	4	4	3.9	145
152	7.1	6.1	5.7	6.5	6	5.5	5.1	3.8	3.9	3.7	152
159	6.8	5.9	5.5	6.2	5.8	5.4	4.8	3.6	3.7	3.5	159
166	6.5	5.7	5.4	5.9	5.6	5.3	4.5	3.4	3.6	3.3	166
173	6.2	5.5	5.2	5.5	5.4	5.1	4.3	3.3	3.4	3.1	173
180	5.9	5.3	5.1	5.2	5.2	5	4	3.1	3.2	2.9	180
187	5.6	5.2	5	4.9	5	4.9	3.7	2.9	3.1	2.7	187
194	5.3	5	4.9	4.5	4.8	4.8	3.5	2.7	2.9	2.5	194
201	5	4.8	4.7	4.1	4.6	4.6	3.2	2.5	2.7		201
208	4.7	4.7	4.7	3.7	4.3	4.5	2.9	2.4	2.6		208
215	4.3	4.6	4.6	3.4	4	4.3	2.6		2.4		215
222	3.9	4.4	4.5	3	3.6	4	2.3		2.2		222
229	3.6	4.1	4.3	2.7	3.3	3.6					229
236	3.2	3.7	3.9	2.4	2.9	3.2					236
243	2.9	3.3	3.4		2.5	2.8					243
250	2.5	2.9	3								250
257		2.6									257

TAB 1555666 / 1555715 / 1555764

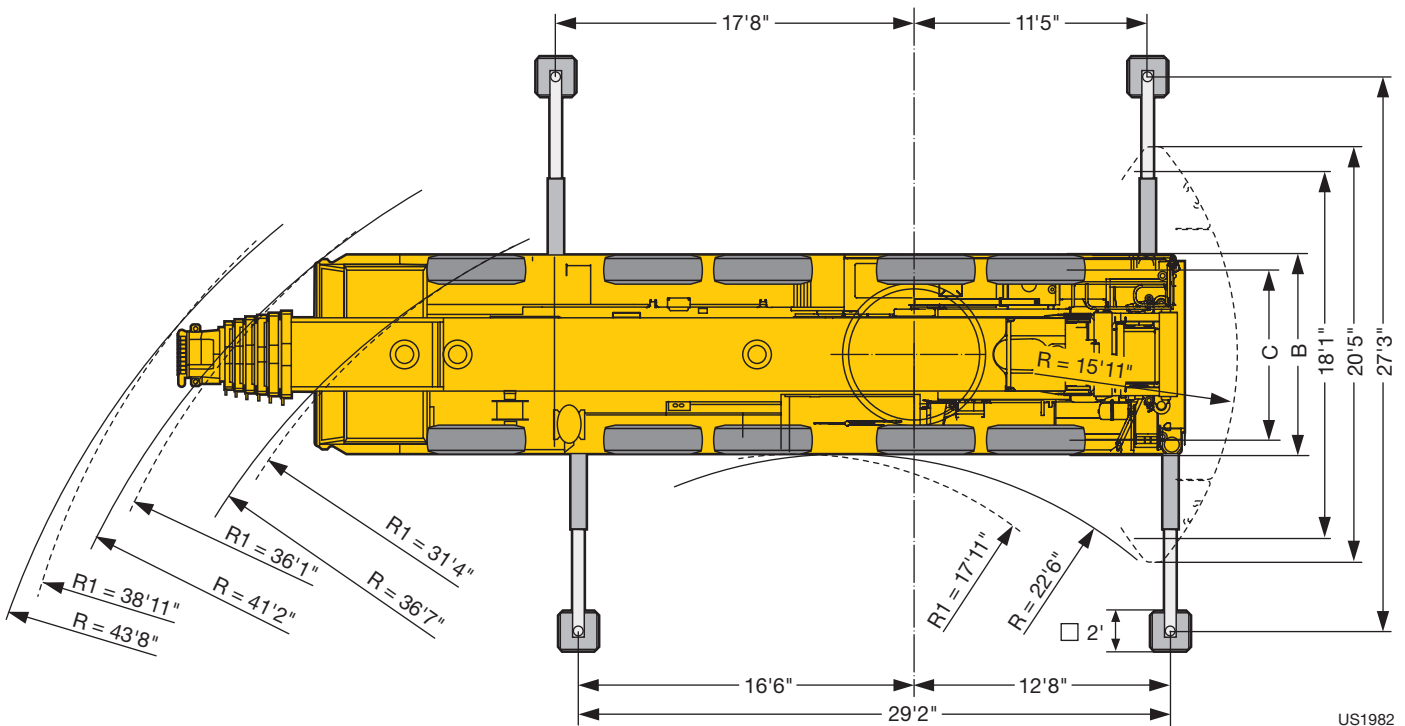
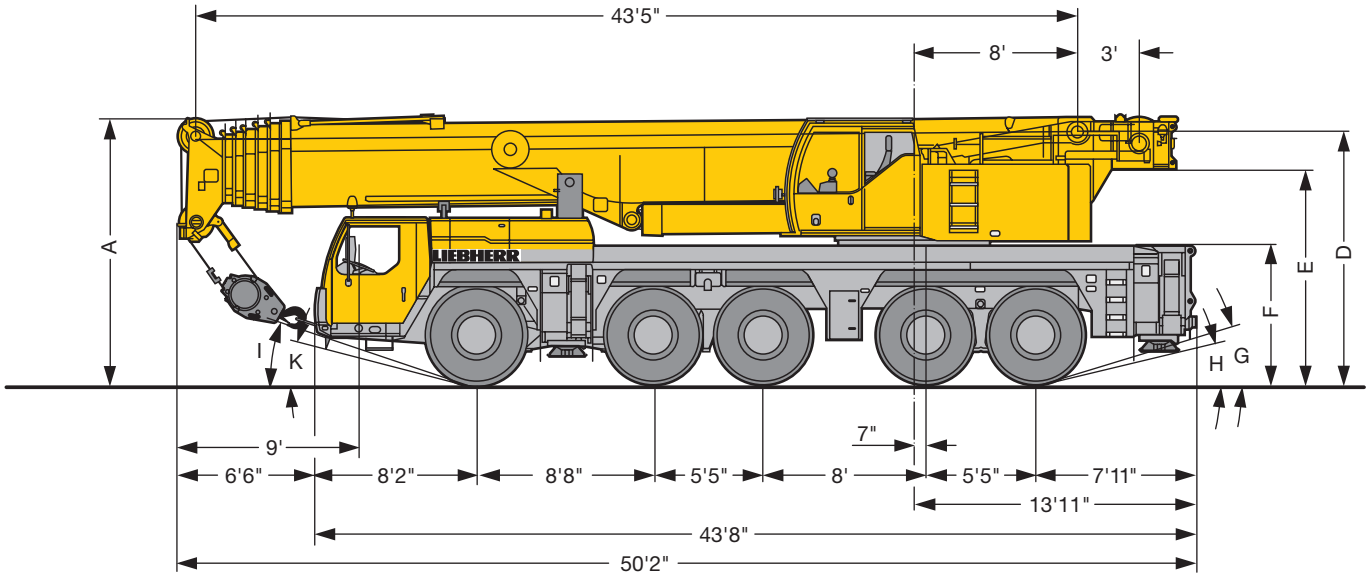
▲ For reference only. Operators manual should be consulted and adhered to.

# Lifting heights Hauteurs de levage



▲ For reference only.  
Operators manual should be consulted and adhered to.

# Dimensions Encombrement



US1982

R<sub>i</sub> = All-wheel steering · Direction toutes roues

		Dimensions · Encombrement mm										
	A	A 6" *	B	C	D	E	F	G	H	I	K	
16.00 R 25	13'1"	12'8"	9'10"	8'4"	12'4"	10'6"	6'9"	17°	14°	20°	16°	
20.5 R 25	13'1"	12'8"	10'2"	8'5"	12'4"	10'6"	6'9"	17°	14°	20°	16°	

\* lowered · abaissé

▲ For reference only.  
Operators manual should be consulted and adhered to.

## Weights Poids



Axle Essieu	1	2	3	4	5	Total weight lbs Poids total lbs
lbs	26400	26400	26400	26400	26400	132000








Load kips Forces de levage kips	No. of sheaves Poulies	No. of lines Brins	Weight lbs Poids lbs
332.9	9	16	4409
315.3	7	15	3306
238	5	11	2866
156.5	3	7	2292
69	1	3	1851
23.1	-	1	1102

## Working speeds Vitesses



		1	2	3	4	5	6	7	8	9	10	11	12	R 1	R 2	
445/95 R 25 (16.00 R 25)	mph 	1.2 – 3.54	4.54	5.84	7.52	9.51	12.24	16.10	20.63	26.60	34.18	43.37	49.71	1.3 – 3.79	4.91	43 %
525/80 R 25 (20.5 R 25)		0.5 – 1.55	1.99	2.55	3.29	4.16	5.34	7.02	9.01	11.62	14.85	18.89	24.23	0.56 – 1.68	2.11	55 %



Drive Mécanismes	infinitely variable en continu	Rope diameter / Rope length Diamètre du câble / Longueur du câble	Max. single line pull Effort au brin maxi.
	0 – 427 ft/min single line ft/min au brin simple	0.8" / 920 ft	23605 lbs
	0 – 427 ft/min single line ft/min au brin simple	0.8" / 920 ft	23605 lbs
	0 – 1.3 rpm		
	approx. 65 seconds to reach 82° boom angle env. 65 s jusqu'à 82°		
	approx. 640 seconds for boom extension from 43 ft – 236 ft env. 640 s pour passer de 43 ft – 236 ft		

 For reference only.  
Operators manual should be consulted and adhered to.

## Equipment Équipement

### Crane carrier

<b>Frame</b>	Self-manufactured, weight-optimized and torsion resistant box-type design of high-tensile structural steel.
<b>Outriggers</b>	4-point supporting system, hydraulically telescopic into horizontal and vertical direction. Automatic levelling of crane. Electronic inclination indicator.
<b>Engine</b>	6-cylinder Diesel, make Liebherr, watercooled, output 370 kW (503 h.p.), max. torque 1635 lbs-ft. Exhaust emissions acc. to 97/68/EG and EPA/CARB. Fuel reservoir: 129 gallons.
<b>Transmission</b>	ZF 12-speed gear box with automatic control system AS-TRONIC. ZF-intarder fitted directly to the gear. Two-stage transfer case with lockable transfer differential.
<b>Axles</b>	Welded design, made of high-tensile fine grained steel. All axles steerable. Axles 2, 4 and 5 are planetary axles with differential locks.
<b>Suspension</b>	All axles are mounted on hydropneumatic suspension – “Niveaumatik suspension” and are lockable hydraulically.
<b>Tyres</b>	10 tyres, size: 445/95 R 25 (16.00 R 25).
<b>Steering</b>	ZF-servocom power steering, dual circuit system with hydraulic servo system and auxiliary pump system, driven by the axle. At road displacement, axles 3, 4 and 5 electrohydraulically speed-dependent and from 18.6 mph, axles 3 and 4 are fixed to straight displacement. From 37.3 mph, axle 5 is fixed straight.
<b>Brakes</b>	Service brake: all-wheel servo-air brake, all axles are equipped with disc brakes, dual circuit. Parking brake: Spring brake actuator, acting on the wheels of the 2 <sup>nd</sup> and 5 <sup>th</sup> axle. Sustained-action brakes: Engine brake as exhaust retarder with Liebherr additional brake system ZBS. Intarder on gear.
<b>Driver's cab</b>	Spacious and comfortable sheet steel cab mounted on rubber shock absorbers, safety glass windows.
<b>Electrical system</b>	Modern data bus technique, 24 Volt DC, 2 batteries of 170 Ah each.

### Crane superstructure

<b>Frame</b>	Self-manufactured, weight-optimized and torsion resistant welded design of high-tensile structural steel; linked by a triple-row roller slewing rim to the carrier for continuous rotation.
<b>Crane engine</b>	4-cylinder Diesel, make Liebherr, water-cooled, output 145 kW (197 h.p.), max. torque 677 lbs-ft. Exhaust emissions acc. to 97/68/EG and EPA/CARB. Fuel reservoir: 66 gallons.
<b>Crane drive</b>	Diesel-hydraulic, with 5 axial piston variable displacement pumps, with servo-control and capacity control, 1 double gear pump. Compact hydraulic drive flanged to the Diesel engine. Drive assembly completely enclosed for noise abatement.
<b>Control</b>	Electronic control by the LICCON computer system (PLC control), 2 selfcentering hand control levers (joy-stick type), with winch and slewing gear signal devices. Infinitely variable crane motions.
<b>Hoist gear</b>	Axial piston variable displacement motor, Liebherr hoist drum with integrated planetary gear and spring-loaded static brake. Actuation by closed regulated oil circuit.
<b>Luffing gear</b>	1 differential ram with nonreturn valve.
<b>Slewing gear</b>	Axial piston fixed displacement motor, planetary gear, spring-loaded static brake.
<b>Crane cab</b>	All-steel construction, entirely galvanized, powder coated, with safety glazing, operating and control instruments, comfortably equipped, cab tiltable backwards.
<b>Safety devices</b>	LICCON safe load indicator, test system, hoist limit switch, safety valves to prevent pipe and hose ruptures.
<b>Telescopic boom</b>	1 base section and 6 telescopic sections. All telescopic sections hydraulically extendable independent of one another. Rapid-cycle telescoping system TELEMATIK. Boom length: 43 ft – 236 ft.
<b>Counterweight</b>	159000 lbs
<b>Electrical system</b>	Modern data bus technique, 24 Volt DC, 2 batteries of 170 Ah each.

### Additional equipment

<b>Swing-away jib</b>	40 ft – 118 ft long, mountable to the telescopic boom at 0°, 22,5° or 45°, integrated erection jib of 18 ft. Hydraulic ram for operating the swing-away jib from 0° – 45° (option).
<b>Telescopic boom extension</b>	23 ft long lattice section, thus 23 ft higher pinning point for swing-away jib.
<b>2<sup>nd</sup> hoist gear</b>	For two-hook operation or for operation with swing-away jib if the hoist rope shall remain reeved.
<b>Tyres</b>	10 tyres, size 525/80 R 25 (20.5 R 25).
<b>Drive 10 x 8</b>	Additional drive of the 1 <sup>st</sup> axle.

Other items of equipment available on request.

 For reference only. Operators manual should be consulted and adhered to.

## Equipment Équipement

### Châssis porteur

<b>Cadre</b>	Construction en caisse résistante à la torsion et optimisée en poids réalisée par Liebherr en acier de construction à grain fin très rigide.
<b>Calage</b>	Dispositif de calage horizontal et vertical en 4 points, entièrement déployable hydrauliquement. Nivellement automatique du calage. Indicateurs électroniques d'inclinaison.
<b>Moteur</b>	Moteur diesel, 6 cylindres, fabriqué par Liebherr, à refroidissement par eau, de 370 kW (503 ch), couple max. 1635 lbs-ft. Emissions des gaz d'échappement conformes aux directives 97/68/EG et EPA/CARB. Capacité du réservoir à carburant: 129 gallons.
<b>Boîte de vitesse</b>	Boîte de vitesses ZF à 12 rapports, mécanisme automatisé à commande AS-TRONIC. Ralentisseur hydrodynamique ZF directement accouplé à la boîte. Boîte de transfert à 2 étages avec blocage de différentiel.
<b>Essieux</b>	Construction soudée en acier haute résistance à grains fins pour l'ensemble des 5 essieux. Tous les essieux sont directeurs. Essieux 2, 4 et 5 planétaires avec blocage du différentiel.
<b>Suspension</b>	Suspension hydropneumatique «Niveaumatik» - sur tous les essieux. Chaque essieu peut être bloqué hydrauliquement.
<b>Pneumatiques</b>	10 pneus de taille: 445/95 R 25 (16.00 R 25).
<b>Direction</b>	Direction hydraulique ZF Servocom, à 2 circuits, assistée hydrauliquement, avec pompe auxiliaire entraînée par essieu. Lors de déplacements sur route, les essieux 3, 4 et 5 sont dirigés électrohydrauliquement en fonction de la vitesse, et à partir de 18.6 mph, les essieux 3 et 4 sont fixés en marche rectiligne. A partir d'env. 37.3 mph, l'essieu 5 est fixé en marche rectiligne.
<b>Freins</b>	Freins de service: servofrein à air comprimé, tous les essieux sont munis de freins à disque, à 2 circuits. Frein à main: ressort accumulé agissant sur les roues des essieux 2 à 5. Freins continus: frein moteur par clapet sur échappement avec système de ralentissement Liebherr ZBS. Ralentisseur hydrodynamique accouplé à la boîte de vitesses.
<b>Cabine du conducteur</b>	Cabine spacieuse, en tôle d'acier, équipée «grand confort», suspendue sur silent blocs, vitrage de sécurité.
<b>Installation électrique</b>	Technique moderne de transmission de données par BUS de données, courant continu 24 Volts, 2 batteries de 170 Ah chacune.

### Partie tournante

<b>Cadre</b>	Construction soudée résistante à la torsion et optimisée en poids réalisée par Liebherr en acier de construction à grain fin très rigide. Couronne d'orientation à rouleaux à 3 rangées permettant une rotation illimitée sert de pièce de liaison avec le châssis de la grue.
--------------	--

<b>Moteur</b>	Moteur diesel Liebherr, 4 cylindres, à refroidissement par eau, de 145 kW (197 ch), couple max. 677 lbs-ft. Emissions des gaz d'échappement conformes aux directives 97/68/EG et EPA/CARB. Capacité du réservoir à carburant: 66 gallons.
<b>Entraînement de la grue</b>	Diesel hydraulique avec 5 pompes à débit variable à pistons axiaux, servocommande et régulation de la puissance, 1 double pompe à engrenages. Entraînement hydraulique compact, accouplé directement au moteur Diesel, mécanisme d'entraînement total fermé pour une bonne insonorisation.
<b>Commande</b>	Commande électronique par l'ordinateur LICCON (commande SPS). Deux leviers de commande à 4 positions et à autocentrage, avec capteur de rotation des treuils et du mécanisme d'orientation. Commande des mouvements progressive.
<b>Mécanisme de levage</b>	Moteur hydraulique à cylindrée variable, treuil de marque Liebherr avec réducteur planétaire à frein d'arrêt à lamelles intégrées, en circuit hydraulique fermé.
<b>Mécanisme de relevage</b>	1 vérin hydraulique différentiel avec clapets anti-retour de sécurité.
<b>Dispositif de rotation</b>	Moteur à cylindrée constante à pistons axiaux, engrenage planétaire, frein d'arrêt commandé par ressort.
<b>Cabine du grutier</b>	Construction en tôle d'acier entièrement zinguée avec peinture par poudrage et cuisson au four, avec glaces de sécurité, appareils de commande et de contrôle, équipement confortable. Cabine inclinable vers l'arrière.
<b>Dispositif de sécurité</b>	Contrôleur de charge, «LICCON», système test, limitation de la course pour le levage, soupape de sûreté contre la rupture de tubes et de tuyaux.
<b>Flèche télescopique</b>	1 élément de base et 6 éléments télescopiques. Tous les éléments télescopiques indépendamment les uns des autres. Système de télescopage séquentiel rapide, TELEMATIK. Longueur de flèche: 43 ft – 236 ft.
<b>Contrepoids</b>	159000 lbs
<b>Installation électrique</b>	Technique moderne de transmission de données. Courant continu 24 Volts, 2 batteries de 170 Ah chacune.

### Équipement supplémentaire

<b>Fléchette pliante</b>	Longueur: 40 ft – 118 ft, montable sous un angle de 0°, 22,5° ou 45°, fléchette de montage intégrée de 18 ft de long. Vérin hydraulique pour le relevage de la fléchette pliante de 0° à 45° (en option).
<b>Rallonge flèche télescopique</b>	Élément en treillis de 23 ft, de cette manière point d'articulation plus haute de 23 ft pour la flèche pliante.
<b>2ème mécanisme de levage</b>	Pour l'utilisation du deuxième crochet, ou bien pour une utilisation avec fléchette pliante lorsque le câble de levage principal rest mouflé.
<b>Pneumatiques</b>	10 pneus. Taille: 525/80 R 25 (20.5 R 25).
<b>Entraînement 10 x 8</b>	Essieu 1 est entraîné additionnellement.

Autres équipements supplémentaires sur demande.

▲ For reference only.  
Operators manual should be consulted and adhered to.



## Remarks referring to load charts

1. The tabulated lifting capacities do not exceed 85% of the tipping load.
2. The crane's structural steelwork is in accordance with DIN 15018, part 3. Design and construction of the crane comply with DIN 15018, part 2, and with F. E. M. regulations.
3. The 85% overturning limit values take into account wind force 5 = wind speed 20 mph.
4. Lifting capacities are given in kips.
5. The weight of the hook blocks and hooks must be deducted from the lifting capacities.
6. Working radii are measured from the slewing centreline.
7. The lifting capacities given for the telescopic boom only apply if the folding jib is taken off.
8. Lifting capacities above 295400 lbs/332900 lbs only with additional pulley block/special equipment.
9. The data of this brochure serves only for general information. All information is provided without warranty. Instructions for the correct commissioning of the crane please take from the operation manual and the load chart book.

## Remarques relatives aux tableaux des charges

1. Les forces de levage indiquées ne dépassent pas 85% de la charge de basculement.
2. La norme DIN 15018, 3ème partie est appliquée pour les charpentes. La construction de la grue est réalisée conformément à la norme DIN 15018, 2ème partie, et aux règles de la F. E. M.
3. A 85% de la charge de basculement, il a été tenu compte d'un vent de force 5 = vitesse de vent 20 mph.
4. Les forces de levage sont données en kips.
5. Les poids des moufles et crochets doit être soustrait des charges indiquées.
6. Les portées sont calculées à partir de l'axe de rotation.
7. Les forces indiquées pour la flèche télescopique s'entendent fléchette dépliable déposée.
8. Forces de levage plus de 295400 lbs/332900 lbs seulement avec moufle additionnel/équipement supplémentaire.
9. Les données de cette brochure sont données à titre informatif. Ces renseignements sont sans garantie. Les consignes relatives à la bonne mise en service de la grue sont disponibles dans le manuel d'utilisation et le manuel de tableaux de charge.

 For reference only.  
Operators manual should be consulted and adhered to.

Subject to modification / Sous réserve de modifications

**Liebherr-Werk Ehingen GmbH**

Postfach 1361, 89582 Ehingen, Germany

☎ +49 70 01 5 00 0 • Fax: +49 70 01 5 00 00 00


**Bigge Crane and Rigging Co.**

10700 Bigge Avenue

San Leandro, CA 94577

Phone: (888) 337-BIGGE or (510) 638-8100

TD 155.01.US05.2013

 For reference only.  
Operators manual should be consulted and adhered to.

**BIGGE** Tel: (888) 337-BIGGE or (510) 638-8100 • Fax: (510) 639-4053 • Email: [info@bigge.com](mailto:info@bigge.com)

[www.bigge.com](http://www.bigge.com)

[www.facebook.com/LiebherrConstruction](http://www.facebook.com/LiebherrConstruction)

Web site: [www.bigge.com](http://www.bigge.com)